

JOHNSON COUNTY COMMISSIONERS COURT

Filed For Record 8:47A M



AUG 24 2010

County Clerk Johnson County  
By MLA Deputy

RICK BAILEY  
Commissioner Pct. #1

ROGER HARMON  
County Judge

JERRY D. STRINGER  
Commissioner Pct. #3

JOHN W. MATTHEWS  
Commissioner Pct. #2

Alison Hitchcock  
Assistant to Commissioner's Court

DON BEESON  
Commissioner Pct. #4

COPY NOT COMPARED TO ORIGINAL

ORDER NO. 2010-18

THE STATE OF TEXAS

§

August 23, 2010

§

COUNTY OF JOHNSON

§

---

ORDER APPROVING THE JOHNSON COUNTY TREASURER'S REPORT

---

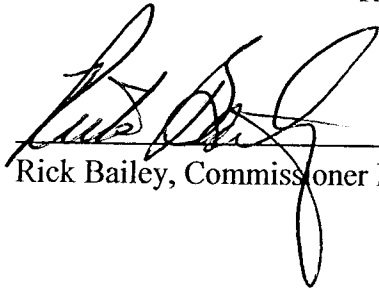
WHEREAS, *Section 114.026* of the Local Government Code requires a Treasurer's Report be submitted at least once a month to the Commissioners Court at a regular term; and

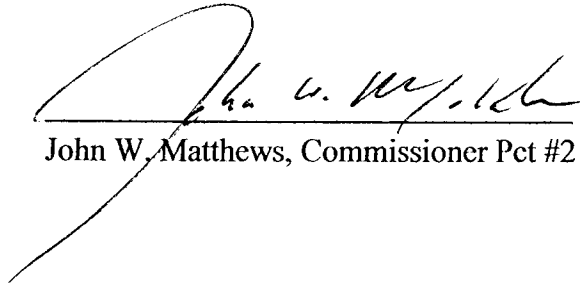
WHEREAS, the Johnson County Commissioners Court has compared and examined the Treasurer's Report submitted for approval on August 23, 2010 which is attached hereto as Exhibit A and has determined that the Treasurer's Report is correct.


IT IS THEREFORE ORDERED, that the Johnson County Treasurer's Report which is attached hereto as Exhibit A is approved as presented by the Johnson County Treasurer to the Commissioners Court of Johnson County, Texas and this Order Approving the Johnson County Treasurer's Report and attached Exhibit A are to be entered into the Minutes.

GIVEN UNDER OUR HAND AND THE SEAL OF JOHNSON COUNTY THIS 23rd day of AUGUST 2010.


  
Roger Harmon, Johnson County Judge

  
Rick Bailey, Commissioner Pct #1

  
John W. Matthews, Commissioner Pct #2

  
Jerry D. Stringer, Commissioner Pct #3

  
Don Beeson, Commissioner Pct #4

Attest:   
County Clerk



Fiscal 2010 - Treasurer's Cash Balances

Barbara Robinson

County Treasurer

August-2010  
Exhibit "A"

FIRST FINANCIAL BANK ACCOUNTS



Fund	Account Number	Account Title	Beginning Balance	Deposits	Disbursements	Ending Balance
010	XX-X619-8	General Fund	\$ 458,115.70	\$ 1,012,398.44	\$ 810,668.14	\$ 659,846.00
012	XX-X618-0	Jury Fund	\$ 196,953.67	\$ 491.19	\$ 711.70	\$ 196,733.16
013	XX-X613-9	Treasury Fund	\$ 2,994,662.33	\$ 590,432.41	\$ 1,071,340.96	\$ 2,513,753.78
015	XX-X615-4	Road & Bridge Fund	\$ 447,582.15	\$ 488,082.37	\$ 623,013.18	\$ 312,651.34
025	XX-X614-7	Special Crimes Fund	\$ 814.87	\$ -	\$ -	\$ 814.87
860	XXXX0802	Comm Development Block Grant	\$ 60,442.64	\$ 60,442.64	\$ 120,885.28	\$ -
088	XX-X640-4	Criminal State Fees Fund	\$ 8,584.65	\$ 149,777.02	\$ 6,408.53	\$ 151,953.14
097	XX-X725-1	Fee Officers Fund	\$ 280,834.47	\$ 245,904.29	\$ 369,800.44	\$ 156,938.32
090	XX-X612-1	Grant Fund	\$ 378,636.51	\$ 104,182.51	\$ 39,726.81	\$ 443,092.21
096	XX-X654-5	Treasurer Clearing Account	\$ 91,152.47	\$ 51,293.89	\$ 92,785.46	\$ 49,660.90
098	XX-X6412	Payroll Clearing	n/a	\$ 627,990.34	\$ 17.01	n/a
099	XX-X6420	Operations Clearing	n/a	\$ 1,344,390.72	\$ 147.61	n/a
<b>Total Checking</b>			<b>\$ 4,917,779.46</b>	<b>\$ 4,675,385.82</b>	<b>\$ 3,135,505.12</b>	<b>\$ 4,485,443.72</b>

SUB-ACCOUNT DETAILS

Road & Bridge Funds - 01-9615-4

Fund	Account Title	Beginning Balance	Receipts	Disbursements	Ending Balance
015	Road & Bridge #1	\$ 77,042.53	\$ 23,757.43	\$ 45,211.23	\$ 55,588.73
016	Road & Bridge #2	\$ 221,429.78	\$ 20,419.50	\$ 33,974.99	\$ 207,874.29
017	Road & Bridge #3	\$ 91,545.02	\$ 417,297.57	\$ 489,681.68	\$ 19,160.91
018	Road & Bridge #4	\$ 57,564.81	\$ 26,607.87	\$ 54,145.28	\$ 30,027.40
		<b>\$ 447,582.15</b>	<b>\$ 488,082.37</b>	<b>\$ 623,013.18</b>	<b>\$ 312,651.34</b>

Treasury Fund - 01-9613-9

Fund	Account Title	Beginning Balance	Receipts	Disbursements	Ending Balance
013	Lateral Roads	\$29,911.24	\$ -	\$ 380.00	\$29,531.24
014	Law Library	(\$132.57)	\$ 10,233.60	\$ 2,033.34	\$8,067.69
019	Building Maintenance	\$450,993.27	\$ -	\$ 198,312.53	\$252,680.74
021	Records Mgt - Co Clerk	\$14,829.57	\$ 18,187.47	\$ 6,761.70	\$26,255.34
022	Records Mgt - County	\$99,281.47	\$ 6,052.82	\$ -	\$105,334.29
023	Juvenile Probation Fees	\$56,356.50	\$ 1,195.69	\$ 22,665.71	\$34,886.48
024	Election Services Contracts	\$11,623.49	\$ -	\$ -	\$11,623.49
026	DA Forfeiture Funds	\$11,595.94	\$ -	\$ -	\$11,595.94
027	JOCO Seizure Funds	\$5,499.92	\$ -	\$ -	\$5,499.92
028	Sheriff Forfeiture Fund	\$8,730.88	\$ -	\$ -	\$8,730.88
030	Special Crimes Ops	\$167,260.89	\$ 9.01	\$ 9,738.71	\$157,531.19
032	Special Crimes Seizures	\$26,666.37	\$ -	\$ -	\$26,666.37
033	JJAEP	\$17,439.91	\$ -	\$ 8,483.25	\$8,956.66
034	Juvenile Case Manager Fund	\$30,808.37	\$ 3,438.81	\$ -	\$34,247.18

036	JP #1 Technology	\$13,017.76	\$	695.61	\$	255.60	\$13,457.77			
037	JP #2 Technology	\$5,809.36	\$	579.00	\$	-	\$6,388.36			
038	JP #3 Technology	\$10,692.92	\$	921.05	\$	-	\$11,613.97			
039	JP #4 Technology	\$13,478.47	\$	696.00	\$	-	\$14,174.47			
040	Courthouse Security	\$72,883.12	\$	7,492.06	\$	-	\$80,375.18			
041	Justice Court Security	\$42,576.91	\$	709.16	\$	-	\$43,286.07			
042	Custodial Funds	\$19,869.68	\$	660.00	\$	-	\$20,529.68			
045	Co Clerk Rcrds Preservation	\$67,041.03	\$	17,000.00	\$	-	\$84,041.03			
046	Dist Clerk Records Preservation	\$17,542.45	\$	905.00	\$	-	\$18,447.45			
047	Cty & Dst Clerk Technology Fund	\$532.50	\$	312.76	\$	-	\$845.26			
048	Court Records Preservation Fund	\$15,431.12	\$	2,356.00	\$	-	\$17,787.12			
049	Dst Crtr Records Technology Fund	\$6,320.42	\$	1,005.00	\$	-	\$7,325.42			
050	Pecan Valley MHMR	\$12,829.21	\$	-	\$	-	\$12,829.21			
051	Mineral Revenue Reserve	\$251,011.57	\$	22,182.53	\$	200,000.00	\$73,194.10			
052	Disaster Recovery	\$45,621.14	\$	-	\$	-	\$45,621.14			
055	Indigent Health Care	\$67,410.00	\$	2,328.73	\$	3,587.61	\$66,151.12			
057	Teen Court	\$1,896.36	\$	10.00	\$	-	\$1,906.36			
059	Unclaimed Money	\$1,019.19	\$	-	\$	-	\$1,019.19			
060	Right of Way Fund	\$39,884.53	\$	2,849.60	\$	-	\$42,734.13			
073	CSCD Construction	\$1,272.63	\$	-	\$	-	\$1,272.63			
074	Guinn & JP1 Construction	\$3.89	\$	27,852.70	\$	27,852.70	\$3.89			
075	Equipment Purchase	\$378,071.90	\$	-	\$	21,245.72	\$356,826.18			
076	Market Square Project	\$199,009.94	\$	-	\$	80,000.00	\$119,009.94			
080	LEC Interest & Sinking	\$143,026.06	\$	274,918.07	\$	415,075.63	\$2,868.50			
085	Equip Interest & Sinking	\$61,574.80	\$	7,665.33	\$	5,108.71	\$64,131.42			
089	Historical Commission	\$2,484.86	\$	-	\$	106.01	\$2,378.85			
701	Jail Security Improvements	\$0.00	\$	-	\$	-	\$0.00			
800	Title IV-E	\$27,425.35	\$	-	\$	4,015.02	\$23,410.33			
902	Juvenile Operations	\$146,875.88	\$	-	\$	15,905.62	\$130,970.26			
922	Community Supervision	\$204,048.12	\$	180,176.41	\$	49,813.10	\$334,411.43			
		\$		2,799,526.42	\$	590,432.41	\$	1,071,340.96	\$	2,318,617.87

**GRANT FUNDS - 01-9612-1**

Fund	Account Title	Beginning Balance	Receipts	Disbursements	Ending Balance
823	FY10 Emergency Ops Center Grant	\$ 4,649.36	\$ 30,000.00	\$ 28,720.61	\$ 5,928.75
830	HAVA Grant	\$ 29,835.69	\$ -	\$ 3.94	\$ 29,831.75
840	Cities Readiness Grant	\$ 11,320.07	\$ -	\$ 2,638.40	\$ 8,681.67
850	OJP Special Crimes Unit	\$ 63,995.53	\$ 3,554.88	\$ 8.22	\$ 67,542.19
851	STOP Grant	\$ (4,996.75)	\$ 66,436.80	\$ 5,758.48	\$ 55,681.57
871	Ed Byrne Local Solicitation	\$ 96,608.53	\$ 3,369.23	\$ 12.76	\$ 99,965.00
873	Ed Byrne Memorial JAG Grant	\$ 80,010.42	\$ 821.60	\$ 632.02	\$ 80,200.00
919	Chapter 19 - Election Fund Mgt	\$ 1,308.81	\$ -	\$ 0.18	\$ 1,308.63
935	Clean Vehicle Fleet Program	\$ 0.00	\$ -	\$ -	\$ 0.00
938	Indigent Defense Grants	\$ 37,637.99	\$ -	\$ -	\$ 37,637.99
939	Indigent Defense Improvement Gran	\$ 67,072.48	\$ -	\$ 580.68	\$ 66,491.80
940	Solid Waste Investigator	\$ 0.00	\$ -	\$ -	\$ 0.00

941	Mental Health Peace Officer	\$	692.48	\$	-	\$	1,371.52	\$	(679.04)
945	TCEQ Texas Aircheck Program	\$	(0.00)	\$	-	\$	-	\$	(0.00)
		\$	388,134.62	\$	104,182.51	\$	39,726.81	\$	452,590.32

**COMMUNITY DEVELOPMENT BLOCK GRANTS**

860	Community Development	\$	-	\$	-	\$	-	\$	-
861	Community Development	\$	60,442.64	\$	60,442.64	\$	120,885.28	\$	-
		\$	60,442.64	\$	60,442.64	\$	120,885.28	\$	-

**INVESTMENT ACCOUNTS**

	Beginning Balance	Deposits	Withdrawals	Ending Balance
TexPool	\$ 29,831,552.92	\$ 200,000.00	\$ 658,822.31	\$ 29,372,730.61
TexStar	\$ 5,965,842.44	\$ -	\$ -	\$ 5,965,842.44
<b>Total Investments</b>	<b>\$ 35,797,395.36</b>	<b>\$ 200,000.00</b>	<b>\$ 658,822.31</b>	<b>\$ 35,338,573.05</b>

**TEXPOOL ACCOUNTS**

Fund	Account Number	Account Title	Beginning Balance	Deposits	Withdrawals	Ending Balance
TP002	XXXX0002	Record Management - County	\$ 145,710.50	\$ -	\$ -	\$ 145,710.50
TP004	XXXX0004	Road & Bridge #1	\$ 1,002,887.16	\$ -	\$ -	\$ 1,002,887.16
TP005	XXXX0005	Road & Bridge #2	\$ 4,882.08	\$ -	\$ -	\$ 4,882.08
TP006	XXXX0006	Road & Bridge #3	\$ 651,181.22	\$ -	\$ -	\$ 651,181.22
TP007	XXXX0007	Road & Bridge #4	\$ 412,839.18	\$ -	\$ -	\$ 412,839.18
TP008	XXXX0008	Right of Way	\$ 1,616,869.41	\$ -	\$ -	\$ 1,616,869.41
TP009	XXXX0009	Indigent Health Care	\$ 1,116,671.64	\$ -	\$ -	\$ 1,116,671.64
TP011	XXXX0011	General 011	\$ 15,808,557.21	\$ -	\$ 390,000.00	\$ 15,418,557.21
TP012	XXXX0012	Law Library	\$ 260,747.83	\$ -	\$ 2,000.00	\$ 258,747.83
TP013	XXXX0013	Equipment Interest & Sinking	\$ 1,113,785.49	\$ -	\$ -	\$ 1,113,785.49
TP015	XXXX0015	Record Management	\$ 841,167.91	\$ -	\$ -	\$ 841,167.91
TP016	XXXX0016	LEC Interest & Sinking	\$ 1,304,866.52	\$ -	\$ 266,822.31	\$ 1,038,044.21
TP020	XXXX0020	Community Supervision	\$ 74,675.97	\$ -	\$ -	\$ 74,675.97
TP021	XXXX0021	Historical Commission	\$ 35,322.21	\$ -	\$ -	\$ 35,322.21
TP023	XXXX0023	Lateral Road	\$ 43,216.56	\$ -	\$ -	\$ 43,216.56
TP025	XXXX0025	DA Forfeiture	\$ 72,157.78	\$ -	\$ -	\$ 72,157.78
TP027	XXXX0027	Sheriff Forfeiture	\$ 6,224.89	\$ -	\$ -	\$ 6,224.89
TP030	XXXX0030	Unclaimed Money	\$ 14,099.14	\$ -	\$ -	\$ 14,099.14
TP031	XXXX0031	Juvenile Operations	\$ 178,652.72	\$ -	\$ -	\$ 178,652.72
TP040	XXXX0040	Fee Officers	\$ 227,866.40	\$ -	\$ -	\$ 227,866.40
TP041	XXXX0041	Mineral Revenues	\$ 3,814,712.81	\$ 200,000.00	\$ -	\$ 4,014,712.81
TP042	XXXX0042	JP#1 Tech Fund	\$ 63,681.69	\$ -	\$ -	\$ 63,681.69
TP043	XXXX0043	JP#2 Tech Fund	\$ 27,791.70	\$ -	\$ -	\$ 27,791.70
TP044	XXXX0044	JP#3 Tech Fund	\$ 41,680.31	\$ -	\$ -	\$ 41,680.31
TP045	XXXX0045	JP#4 Tech Fund	\$ 63,090.29	\$ -	\$ -	\$ 63,090.29
TP046	XXXX0046	Co Clerk Records Preservation	\$ 817,081.49	\$ -	\$ -	\$ 817,081.49
TP047	XXXX0047	Building Maintenance Fund	\$ 12,151.37	\$ -	\$ -	\$ 12,151.37
TP048	XXXX0048	Dist Clerk Records Preservation	\$ 58,981.44	\$ -	\$ -	\$ 58,981.44
<b>TOTAL TEX-POOL</b>			<b>\$ 29,831,552.92</b>	<b>\$ 200,000.00</b>	<b>\$ 658,822.31</b>	<b>\$ 29,372,730.61</b>

			TEX-STAR ACCOUNTS			
Fund	Account Number	Account Title	Beginning Balance	Deposits	Withdrawals	Ending Balance
TS0042	xxxx0042	Courthouse Renovation	\$ 0.00	\$ -	\$ -	\$ -
TS0095	xxxx0095	Road & Bridge #1	\$ 1,881,033.95	\$ -	\$ -	\$ 1,881,033.95
TS0105	XXXX0105	Road & Bridge #2	\$ 592,797.68	\$ -	\$ -	\$ 592,797.68
TS0106	XXXX0106	Road & Bridge #3	\$ 1,684,314.16	\$ -	\$ -	\$ 1,684,314.16
TS0108	XXXX0108	Road & Bridge #4	\$ 1,388,382.27	\$ -	\$ -	\$ 1,388,382.27
TS0750	XXXX0750	Equipment Purchase	\$ 335,333.85	\$ -	\$ -	\$ 335,333.85
TS1111	XXXX1111	General Fund	\$ 83,980.53	\$ -	\$ -	\$ 83,980.53
<b>TOTAL TEXSTAR</b>			<b>\$ 5,965,842.44</b>	<b>\$ -</b>	<b>\$ -</b>	<b>\$ 5,965,842.44</b>

**CERTIFICATES OF DEPOSIT**

Account Number	Account Title	Beginning Balance	Deposits	Withdrawals	Ending Balance
CD1 xxxx08670	JOHNSON COUNTY CD	\$ 0.00	\$ 0.00	\$ 0.00	\$ 0.00

**COMBINED STATEMENT OF CASH POSITION**

FUND	ACCOUNT NAME	CHECKING	POOL FUNDS	INVESTMENTS	FUND TOTAL
010	General Fund	\$ 659,846.00	\$ 15,502,537.74	\$ 6,000,000.00	\$ 22,162,383.74
012	Jury Fund	\$ 196,733.16	\$ -	\$ -	\$ 196,733.16
013	Lateral Roads	\$ 29,531.24	\$ 43,216.56	\$ -	\$ 72,747.80
014	Law Library	\$ 8,067.69	\$ 258,747.83	\$ -	\$ 266,815.52
015	Road & Bridge #1	\$ 55,588.73	\$ 2,883,921.11	\$ -	\$ 2,939,509.84
016	Road & Bridge #2	\$ 207,874.29	\$ 597,679.76	\$ -	\$ 805,554.05
017	Road & Bridge #3	\$ 19,160.91	\$ 2,335,495.38	\$ -	\$ 2,354,656.29
018	Road & Bridge #4	\$ 30,027.40	\$ 1,801,221.45	\$ -	\$ 1,831,248.85
019	Building Maintenance	\$ 252,680.74	\$ 12,151.37	\$ -	\$ 264,832.11
021	Records Mgt - Co Clerk	\$ 26,255.34	\$ 841,167.91	\$ -	\$ 867,423.25
022	Records Mgt - County	\$ 105,334.29	\$ 145,710.50	\$ -	\$ 251,044.79
023	Juvenile Probation Fees	\$ 34,886.48	\$ -	\$ -	\$ 34,886.48
024	Election Services Contracts	\$ 11,623.49	\$ -	\$ -	\$ 11,623.49
025	STOP Federal Forfeiture	\$ 814.87	\$ -	\$ -	\$ 814.87
026	DA Forfeiture Funds	\$ 11,595.94	\$ -	\$ -	\$ 11,595.94
027	JOCO Seizure Funds	\$ 5,499.92	\$ -	\$ -	\$ 5,499.92
028	Sheriff Forfeiture Fund	\$ 8,730.88	\$ -	\$ -	\$ 8,730.88
030	Special Crimes Ops	\$ 157,531.19	\$ -	\$ -	\$ 157,531.19
032	Special Crimes Seizures	\$ 26,666.37	\$ -	\$ -	\$ 26,666.37
033	JJAEP	\$ 8,956.66	\$ -	\$ -	\$ 8,956.66
034	Juvenile Case Manager Fund	\$ 34,247.18	\$ -	\$ -	\$ 34,247.18
036	JP #1 Technology	\$ 13,457.77	\$ 63,681.69	\$ -	\$ 77,139.46
037	JP #2 Technology	\$ 6,388.36	\$ 27,791.70	\$ -	\$ 34,180.06
038	JP #3 Technology	\$ 11,613.97	\$ 41,680.31	\$ -	\$ 53,294.28
039	JP #4 Technology	\$ 14,174.47	\$ 63,090.29	\$ -	\$ 77,264.76
040	Courthouse Security	\$ 80,375.18	\$ -	\$ -	\$ 80,375.18
041	Justice Court Security	\$ 43,286.07	\$ -	\$ -	\$ 43,286.07
042	Custodial Funds	\$ 20,529.68	\$ -	\$ -	\$ 20,529.68
045	Co Clerk Records Preservation	\$ 84,041.03	\$ 817,081.49	\$ -	\$ 901,122.52
046	Dist Clerk Records Preservation	\$ 18,447.45	\$ 58,981.44	\$ -	\$ 77,428.89
047	Dist Clerk Rcrds Preservation	\$ 845.26	\$ -	\$ -	\$ 845.26

048	Cty & Dst Clerk Technology Fund	\$	17,787.12	\$	-	\$	-	\$	17,787.12
049	Court Records Preservation Fund	\$	7,325.42	\$	-	\$	-	\$	7,325.42
050	Pecan Valley MHMR	\$	12,829.21	\$	-	\$	-	\$	12,829.21
<b>FUND</b>	<b>ACCOUNT NAME</b>		<b>CHECKING</b>		<b>POOLS FUNDS</b>		<b>INVESTMENTS</b>		<b>FUND TOTAL</b>
051	Mineral Revenue Reserve	\$	73,194.10	\$	4,014,712.81	\$	4,000,000.00	\$	8,087,906.91
052	Disaster Recovery	\$	45,621.14	\$	-	\$	-	\$	45,621.14
055	Indigent Health Care	\$	66,151.12	\$	1,116,671.64			\$	1,182,822.76
057	Teen Court	\$	1,906.36	\$	-			\$	1,906.36
059	Unclaimed Money	\$	1,019.19	\$	14,099.14			\$	15,118.33
060	Right of Way Fund	\$	42,734.13	\$	1,616,869.41			\$	1,659,603.54
073	CSCD Construction	\$	1,272.63	\$	-			\$	1,272.63
074	Guinn & JP1 Construction	\$	3.89	\$	-			\$	3.89
075	Equipment Purchase	\$	356,826.18	\$	335,333.85			\$	692,160.03
076	Market Square Project		\$119,009.94					\$	119,009.94
080	LEC Interest & Sinking		\$2,868.50	\$	1,038,044.21			\$	1,040,912.71
085	Equipment Interest & Sinking		\$64,131.42	\$	1,113,785.49			\$	1,177,916.91
088	Criminal State Fees Fund	\$	151,953.14	\$	-			\$	151,953.14
089	Historical Commission	\$	2,378.85	\$	35,322.21			\$	37,701.06
096	Treasurer Clearing Account	\$	49,660.90	\$	-			\$	49,660.90
097	Fee Officers Fund	\$	156,938.32	\$	227,866.40			\$	384,804.72
701	Jail Security Improvements		\$0.00					\$	-
800	Title IV-E	\$	23,410.33	\$	-			\$	23,410.33
823	FY10 Emergency Ops Center Grant	\$	5,928.75	\$	-			\$	5,928.75
830	HAVA Grant	\$	29,831.75	\$	-			\$	29,831.75
840	Cities Readiness Grant	\$	8,681.67	\$	-			\$	8,681.67
850	OJP Special Crimes Unit	\$	67,542.19	\$	-			\$	67,542.19
851	STOP Grant	\$	55,681.57	\$	-			\$	55,681.57
860	Community Development Grants	\$	-	\$	-			\$	-
861	Community Develop Grant Fund	\$	-	\$	-			\$	-
871	Ed Byrne Local Solicitation	\$	99,965.00	\$	-			\$	99,965.00
873	Ed Byrne Memorial JAG Grant	\$	80,200.00	\$	-			\$	80,200.00
902	Juvenile Operations	\$	130,970.26	\$	178,652.72			\$	309,622.98
919	Chapter 18 - Election Fund Mgmt	\$	1,308.63	\$	-			\$	1,308.63
922	Community Supervision		\$334,411.43	\$	74,675.97			\$	409,087.40
935	Clean Vehicle Fleet Program	\$	0.00	\$	-			\$	0.00
938	Indigent Defense Grant	\$	37,637.99	\$	-			\$	37,637.99
939	Indigent Defense Improvement Gran	\$	66,491.80	\$	-			\$	66,491.80
940	Solid Waste Investigator	\$	0.00	\$	-			\$	0.00
941	Mental Health Peace Officer	\$	(679.04)	\$	-			\$	(679.04)
945	TCEQ Texas Aircheck Program	\$	(0.00)	\$	-			\$	(0.00)
TP025	DA Forfeiture Funds	\$	-	\$	72,157.78	\$	-	\$	72,157.78
TP027	Sheriff Forfeiture Fund	\$	-	\$	6,224.89	\$	-	\$	6,224.89
		\$	<b>4,180,795.99</b>	\$	<b>35,338,573.05</b>	\$	<b>10,000,000.00</b>	\$	<b>49,559,996.31</b>

First Financial Bank / Pledged		Orig Face Value	Par Value	Book Value	Market Value
as of	Cleburne	\$ 36,356,696.00	\$ 36,356,696.00	\$ 28,233,205.63	\$ 28,087,393.34
31-Jul-10	Abilene	\$ 42,224,391.00	\$ 44,224,391.00	\$ 41,034,581.69	\$ 43,663,110.25
	Totals	\$ 78,581,087.00	\$ 80,581,087.00	\$ 69,267,787.32	\$ 71,750,503.59

I certify the information in this report is true and correct to the best of my knowledge.



*Barbara Robinson*

Barbara J Robinson, CTO/CIO II  
Treasurer

*8/17/2010*

Date



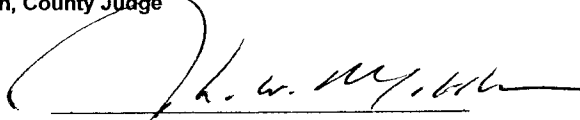
COUNTY TREASURER'S REPORT  
IN THE MATTER OF COUNTY FINANCES  
IN THE HANDS OF BARBARA J. ROBINSON  
TREASURER OF JOHNSON COUNTY, TEXAS

COMMISSIONERS COURT  
JOHNSON COUNTY, TEXAS  
IN REGULAR SESSION  
AUGUST TERM 2010

IN ACCORDANCE with Section 114.026, Local Government Code, we the undersigned, constituting the entire Commissioners Court of said County, certify that on the 23 day of August, 2010, at the Regular term of Court, we compared and examined the monthly report of Barbara J. Robinson, Treasurer of Johnson County, for AUGUST 2010, and finding the same correct, entered an order in the Minutes approving said Report, which states total cash and other assets on hand as \$49,559,996.31

  
Roger O. Harmon, County Judge


  
Rick Bailey, Commissioner, Pct. 1

  
John W. Matthews, Commissioner Pct. 2


  
Jerry D. Stringer, Commissioner, Pct. 3

  
Don Beeson, Commissioner Pct. 4

SWORN TO AND SUBSCRIBED BEFORE ME, by Roger L. Harmon, County Judge and County Commissioners of said Johnson County, each respectively, on this the 23 day of August, A.D. 2010

  
Becky Williams, County Clerk and  
Clerk of the Commissioners Court in and for  
Johnson County, Texas.

FILED FOR RECORD THIS \_\_\_\_ DAY OF \_\_\_\_\_ A.D., 2010 and recorded in the minutes of the Court for the term in which the affidavits are filed on the \_\_\_\_ day of \_\_\_\_\_, A.D. 2010

  
Attest: Becky Williams, County Clerk