

JOHNSON COUNTY COMMISSIONERS COURT

Filed For Record 8:50 AM

JUL 24 2012



Becky Williams  
County Clerk, Johnson County Texas

BY JDS DEPUTY

JERRY D. STRINGER  
Commissioner Pct. #3

DON BEESON  
Commissioner Pct. #4

RICK BAILEY  
Commissioner Pct. #1

ROGER HARMON  
County Judge

Alison Hitchcock  
Assistant to Commissioner's Court

KENNY HOWELL  
Commissioner Pct. #2

ORDER NO. 2012-12

THE STATE OF TEXAS  
COUNTY OF JOHNSON

§  
§  
§

July 23, 2012

---

ORDER APPROVING THE JOHNSON COUNTY TREASURER'S REPORT

---

WHEREAS, *Section 114.026* of the Local Government Code requires a Treasurer's Report be submitted at least once a month to the Commissioners Court at a regular term; and

WHEREAS, the Johnson County Commissioners Court has compared and examined the Treasurer's Report submitted for approval on July 23<sup>rd</sup>, 2012 which is attached hereto as Exhibit A and has determined that the Treasurer's Report is correct.

**IT IS THEREFORE ORDERED**, that the Johnson County Treasurer's Report which is attached hereto as Exhibit A is approved as presented by the Johnson County Treasurer to the Commissioners Court of Johnson County, Texas and this Order Approving the Johnson County Treasurer's Report and attached Exhibit A are to be entered into the Minutes.

**GIVEN UNDER OUR HAND AND THE SEAL OF JOHNSON COUNTY THIS 23<sup>rd</sup> day of July 2012.**

COPY NOT COMPARED TO ORIGINAL

Roger Harmon  
Roger Harmon, Johnson County Judge

Rick Bailey  
Rick Bailey, Commissioner Pct #1

Kenny Howell  
Kenny Howell, Commissioner Pct #2


Jerry D. Stringer  
Jerry D. Stringer, Commissioner Pct #3

Don Beeson  
Don Beeson, Commissioner Pct #4

Attest: Becky Williams  
County Clerk




# Fiscal 2012 - Treasurer's Cash Balances



Debbie Rice  
County Treasurer

June-2012  
as of June 30, 2012



## FIRST FINANCIAL BANK ACCOUNTS

| Fund                  | Account Number | Account Title              | Beginning Balance     | Deposits              | Disbursements         | Ending Balance        |
|-----------------------|----------------|----------------------------|-----------------------|-----------------------|-----------------------|-----------------------|
| 010                   | XX-X619-8      | General Funds              | \$7,728,215.11        | \$7,067,537.15        | \$6,225,383.82        | \$8,570,368.44        |
| 095                   | XX-55623       | ACH Clearing Account       | \$0.00                | \$0.00                | \$0.00                | \$0.00                |
| 096                   | XX-X654-5      | Treasurer Clearing Account | \$115,246.29          | \$119,137.45          | \$124,639.48          | \$109,744.26          |
| 097                   | XX-X725-1      | Fee Officers Fund          | \$443,048.04          | \$499,400.18          | \$548,839.62          | \$393,608.60          |
| <b>Total Checking</b> |                |                            | <b>\$8,286,509.44</b> | <b>\$7,686,074.78</b> | <b>\$6,898,862.92</b> | <b>\$9,073,721.30</b> |

## GENERAL FUND DETAIL

| Fund | Account Title                   | Beginning Balance | Receipts       | Disbursements  | Ending Balance |
|------|---------------------------------|-------------------|----------------|----------------|----------------|
| 010  | General Fund                    | (\$162,040.91)    | \$5,267,073.98 | \$4,128,980.58 | \$976,052.49   |
| 012  | Jury Fund                       | \$284,894.25      | \$2,004.69     | \$6,583.40     | \$280,315.54   |
| 013  | Lateral Roads                   | \$2,755.62        | \$0.20         | \$1,562.60     | \$1,193.22     |
| 014  | Law Library                     | \$1,661.10        | \$9,088.71     | \$6,524.92     | \$4,224.89     |
| 015  | Road & Bridge #1                | \$446,092.23      | \$67,077.13    | \$189,507.34   | \$323,662.02   |
| 016  | Road & Bridge #2                | \$485,036.66      | \$41,151.99    | \$205,705.06   | \$320,483.59   |
| 017  | Road & Bridge #3                | \$574,800.15      | \$48,476.50    | \$252,668.51   | \$370,608.14   |
| 018  | Road & Bridge #4                | \$582,635.97      | \$49,565.28    | \$179,944.55   | \$452,256.70   |
| 019  | Building Maintenance            | \$612.99          | \$85,000.65    | \$85,535.98    | \$77.66        |
| 021  | Records Mgt - Co Clerk          | \$6,374.94        | \$15,068.92    | \$15,975.64    | \$5,468.22     |
| 022  | Records Mgt - County            | \$49,167.05       | \$5,716.57     | \$0.00         | \$54,883.62    |
| 024  | Election Services Contracts     | \$138,923.56      | \$8,630.56     | \$14,008.32    | \$133,545.80   |
| 025  | Special Crimes Fund             | \$4.87            | \$0.00         | \$4.87         | \$0.00         |
| 026  | DA Forfeiture Funds             | \$34,503.69       | \$4.16         | \$0.00         | \$34,507.85    |
| 027  | JOCO Seizure Funds              | \$17,445.40       | \$2.11         | \$0.00         | \$17,447.51    |
| 028  | Sheriff Forfeiture Fund         | \$7,247.99        | \$0.87         | \$0.00         | \$7,248.86     |
| 030  | Special Crimes Ops              | \$259,610.66      | \$1,435.22     | \$0.00         | \$261,045.88   |
| 032  | Special Crimes Seizures         | \$67,631.46       | \$20,362.69    | \$1,341.20     | \$86,652.95    |
| 033  | JJAEP                           | \$142,253.01      | \$10,918.51    | \$19,038.06    | \$134,133.46   |
| 034  | Juvenile Case Manager Fund      | \$87,129.86       | \$3,846.19     | \$3,129.45     | \$87,846.60    |
| 035  | Juvenile Probation Fees         | \$52,794.48       | \$791.40       | \$0.00         | \$53,585.88    |
| 036  | JP #1 Technology                | \$27,617.55       | \$779.71       | \$0.00         | \$28,397.26    |
| 037  | JP #2 Technology                | \$14,928.41       | \$707.54       | \$105.00       | \$15,530.95    |
| 038  | JP #3 Technology                | \$13,456.92       | \$1,021.71     | \$60.37        | \$14,418.26    |
| 039  | JP #4 Technology                | \$24,415.66       | \$466.98       | \$0.00         | \$24,882.64    |
| 040  | Courthouse Security             | \$72,647.74       | \$7,082.92     | \$0.00         | \$79,730.66    |
| 041  | Justice Court Security          | \$57,460.96       | \$731.50       | \$0.00         | \$58,192.46    |
| 042  | Custodial Funds                 | \$34,880.65       | \$664.27       | \$0.00         | \$35,544.92    |
| 045  | Co Clerk Records Preservation   | \$27,899.13       | \$265,158.42   | \$292,475.40   | \$582.15       |
| 046  | Dist Clerk Records Preservation | \$11,246.82       | \$1,121.46     | \$0.00         | \$12,368.28    |
| 047  | Cty & Dst Clerk Technology Fund | \$11,902.82       | \$632.43       | \$0.00         | \$12,535.25    |
| 048  | Court Records Preservation Fund | \$75,199.14       | \$2,879.32     | \$0.00         | \$78,078.46    |

|                           |                                       |                       |                       |                       |                       |
|---------------------------|---------------------------------------|-----------------------|-----------------------|-----------------------|-----------------------|
| 049                       | Dst Crtr Records Technology Fund      | \$24,059.29           | \$1,303.02            | \$0.00                | \$25,362.31           |
| 051                       | Mineral Revenue Reserve               | \$87,417.38           | \$2,717.41            | \$0.00                | \$90,134.79           |
| 052                       | Disaster Recovery                     | \$37,725.21           | \$4.54                | \$0.00                | \$37,729.75           |
| 055                       | Indigent Health Care                  | \$625,684.56          | \$19,259.58           | \$12,644.40           | \$632,299.74          |
| 057                       | Teen Court                            | \$256.81              | \$0.03                | \$0.00                | \$256.84              |
| 059                       | Unclaimed Money                       | \$4,304.30            | \$0.52                | \$0.00                | \$4,304.82            |
| 060                       | Right of Way Fund                     | \$19,907.34           | \$2.39                | \$0.00                | \$19,909.73           |
| 075                       | Equipment Purchase                    | \$70.91               | \$56,000.33           | \$55,165.70           | \$905.54              |
| 076                       | Market Square Project                 | \$40,350.06           | \$4.86                | \$0.00                | \$40,354.92           |
| 080                       | LEC Interest & Sinking                | \$716,541.25          | \$15,200.67           | \$0.00                | \$731,741.92          |
| 085                       | Equip Interest & Sinking              | \$1,086.64            | \$0.13                | \$0.00                | \$1,086.77            |
| 088                       | Criminal State Fees Fund              | \$141,386.11          | \$148,111.85          | \$488.61              | \$289,009.35          |
| 089                       | Historical Commission                 | (\$12.17)             | \$1,800.01            | \$1,721.35            | \$66.49               |
| 102                       | Pre-Trial Bond Supervision            | \$48,666.86           | \$9,219.68            | \$6,401.10            | \$51,485.44           |
| 111                       | Special Crimes Ops                    | \$133,404.47          | \$15.64               | \$6,418.71            | \$127,001.40          |
| 701                       | Jail Security Improvements            | \$0.00                | \$0.00                | \$0.00                | \$0.00                |
| 702                       | CSCD Construction                     | \$158.47              | \$243,000.05          | \$242,520.30          | \$638.22              |
| 703                       | Motorola Simulcast Radio System       | \$2,026,463.52        | \$244.10              | \$0.00                | \$2,026,707.62        |
| 800                       | Title IV-E                            | \$39.29               | \$15,400.20           | \$14,872.31           | \$567.18              |
| 803                       | SECO Grant                            | (\$81,335.17)         | \$0.00                | \$0.00                | (\$81,335.17)         |
| 811                       | Bulletproof Vest Partnership          | \$16.04               | \$0.00                | \$0.00                | \$16.04               |
| 823                       | FY10 Emergency Ops Center Grant       | (\$39,872.41)         | \$50,000.00           | \$6,721.81            | \$3,405.78            |
| 830                       | HAVA Grant                            | (\$39,686.84)         | \$0.00                | \$0.00                | (\$39,686.84)         |
| 840                       | Cities Readiness Grant                | \$7,879.63            | \$2,926.62            | \$2,884.37            | \$7,921.88            |
| 852                       | FY11 OJP STOP SCU                     | (\$15,939.30)         | \$0.00                | \$5,583.73            | (\$21,523.03)         |
| 871                       | Edward Byrne (JAG) Local Solicitation | (\$12.21)             | \$0.00                | \$0.00                | (\$12.21)             |
| 872                       | Ed Byrne Local Solicitation           | (\$1,000.34)          | \$0.00                | \$665.91              | (\$1,666.25)          |
| 873                       | Ed Byrne Memorial JAG Grant           | (\$9.77)              | \$9.77                | \$0.00                | \$0.00                |
| 874                       | FY10 Ed Byrne Memorial JAG            | \$46.06               | \$0.00                | \$46.06               | \$0.00                |
| 875                       | FY11 Ed Byrne Memorial - ALERRT       | \$0.00                | \$0.00                | \$0.00                | \$0.00                |
| 902                       | Juvenile Operations                   | \$187,406.73          | \$78,334.02           | \$168,679.94          | \$97,060.81           |
| 919                       | Chapter 19 - Election Fund Mgt        | \$2,659.29            | \$0.00                | \$0.00                | \$2,659.29            |
| 922                       | Community Supervision                 | \$197,701.82          | \$506,501.32          | \$286,647.95          | \$417,555.19          |
| 934                       | Emission Enforcement Officer          | \$9,024.74            | \$0.89                | \$5,095.03            | \$3,930.60            |
| 935                       | Clean Vehicle Fleet Program           | \$7.78                | \$0.00                | \$0.00                | \$7.78                |
| 938                       | Indigent Defense Formula Grant        | \$34,702.79           | \$4.18                | \$0.00                | \$34,706.97           |
| 939                       | Indigent Defense Improvement Grant    | \$97,307.92           | \$11.66               | \$1,445.37            | \$95,874.21           |
| 941                       | Mental Health Peace Officer           | \$10,617.22           | \$1.09                | \$4,229.92            | \$6,388.39            |
| 945                       | TCEQ Texas Aircheck Program           | \$0.00                | \$0.00                | \$0.00                | \$0.00                |
| <b>Total General Fund</b> |                                       | <b>\$7,728,215.11</b> | <b>\$7,067,537.15</b> | <b>\$6,225,383.82</b> | <b>\$8,570,368.44</b> |

## INVESTMENT ACCOUNTS

|                          |            |                                       | Beginning Balance      | Deposits          | Withdrawals           | Ending Balance         |
|--------------------------|------------|---------------------------------------|------------------------|-------------------|-----------------------|------------------------|
| TexPool                  |            |                                       | \$20,791,861.00        | \$1,847.84        | \$3,801,200.00        | \$16,992,508.84        |
| TexStar                  |            |                                       | \$16,333,574.54        | \$1,847.84        | \$56,000.00           | \$16,279,422.38        |
| CD1                      | xxxx08670  | Johnson County CD (10 & 51)           | \$10,000,000.00        | \$0.00            | \$0.00                | \$10,000,000.00        |
| CD2                      | xxxxxx7614 | Pinnacle Bank CD 015)                 | \$249,000.00           | \$0.00            | \$0.00                | \$249,000.00           |
| CD3                      | xx309      | Grandview Bank CD (018)               | \$249,000.00           | \$0.00            | \$0.00                | \$249,000.00           |
| CD4                      | xxxx1765   | BBVA Compass Bank CD (045)            | \$250,000.00           | \$0.00            | \$0.00                | \$250,000.00           |
| CD5                      | xxx9372    | OmniAmerican Bank (10)                | \$249,000.00           | \$0.00            | \$0.00                | \$249,000.00           |
| CD6                      | XXX1272    | American National Bank of Texas (010) | \$249,000.00           | \$0.00            | \$0.00                | \$249,000.00           |
| SAV                      | XX4645     | Members Credit Union Savings (010     | \$20.00                | \$0.00            | \$0.00                | \$20.00                |
| CD7                      | xxx0750    | Memembers Credit Union CD (010)       | \$248,980.00           | \$0.00            | \$0.00                | \$248,980.00           |
| CD8                      | xxx1388    | Bank of America CD (010)              | \$249,000.00           | \$0.00            | \$0.00                | \$249,000.00           |
| <b>Total Investments</b> |            |                                       | <b>\$48,869,435.54</b> | <b>\$3,695.68</b> | <b>\$3,857,200.00</b> | <b>\$45,015,931.22</b> |

## TEXPOOL ACCOUNT DETAIL

| Fund                  | Account Number | Account Title                   |       | Beginning Balance      | Deposits          | Withdrawals           | Ending Balance         |
|-----------------------|----------------|---------------------------------|-------|------------------------|-------------------|-----------------------|------------------------|
| TP002                 | XXXX0002       | Record Management - County      | (022) | \$216,147.66           | \$24.80           | \$0.00                | \$216,172.46           |
| TP004                 | XXXX0004       | Road & Bridge #1                | (015) | \$682,740.51           | \$78.27           | \$0.00                | \$682,818.78           |
| TP005                 | XXXX0005       | Road & Bridge #2                | (016) | \$289,256.13           | \$33.14           | \$0.00                | \$289,289.27           |
| TP006                 | XXXX0006       | Road & Bridge #3                | (017) | \$245,207.51           | \$28.10           | \$0.00                | \$245,235.61           |
| TP007                 | XXXX0007       | Road & Bridge #4                | (018) | \$180,505.30           | \$20.68           | \$0.00                | \$180,525.98           |
| TP008                 | XXXX0008       | Right of Way                    | (060) | \$1,614,039.08         | \$185.01          | \$0.00                | \$1,614,224.09         |
| TP009                 | XXXX0009       | Indigent Health Care            | (055) | \$759,836.44           | \$87.10           | \$0.00                | \$759,923.54           |
| TP011                 | XXXX0011       | General 011                     | (010) | \$8,249,202.59         | \$840.59          | \$3,205,000.00        | \$5,045,043.18         |
| TP012                 | XXXX0012       | Law Library                     | (014) | \$240,067.53           | \$27.56           | \$0.00                | \$240,095.09           |
| TP013                 | XXXX0013       | Equipment Interest & Sinking    | (085) | \$0.00                 | \$0.00            | \$0.00                | \$0.00                 |
| TP015                 | XXXX0015       | Record Management               | (021) | \$730,787.82           | \$83.74           | \$0.00                | \$730,871.56           |
| TP016                 | XXXX0016       | LEC Interest & Sinking          | (080) | \$248,077.56           | \$28.42           | \$0.00                | \$248,105.98           |
| TP020                 | XXXX0020       | Community Supervision           | (922) | \$46,821.10            | \$5.39            | \$0.00                | \$46,826.49            |
| TP021                 | XXXX0021       | Historical Commission           | (089) | \$39,072.19            | \$4.35            | \$1,800.00            | \$37,276.54            |
| TP023                 | XXXX0023       | Lateral Road                    | (013) | \$43,316.78            | \$4.97            | \$0.00                | \$43,321.75            |
| TP025                 | XXXX0025       | DA Forfeiture                   | (026) | \$13,478.47            | \$1.55            | \$0.00                | \$13,480.02            |
| TP027                 | XXXX0027       | Sheriff Forfeiture              | (028) | \$6,239.18             | \$0.70            | \$0.00                | \$6,239.88             |
| TP030                 | XXXX0030       | Unclaimed Money                 | (059) | \$14,131.73            | \$1.59            | \$0.00                | \$14,133.32            |
| TP031                 | XXXX0031       | Juvenile Operations             | (800) | \$17,471.87            | \$1.47            | \$15,400.00           | \$2,073.34             |
| TP040                 | XXXX0040       | Fee Officers                    | (097) | \$0.00                 | \$0.00            | \$0.00                | \$0.00                 |
| TP041                 | XXXX0041       | Mineral Revenues                | (051) | \$1,526,192.25         | \$174.95          | \$0.00                | \$1,526,367.20         |
| TP042                 | XXXX0042       | JP#1 Tech Fund                  | (036) | \$63,829.59            | \$7.33            | \$0.00                | \$63,836.92            |
| TP043                 | XXXX0043       | JP#2 Tech Fund                  | (037) | \$27,856.16            | \$3.21            | \$0.00                | \$27,859.37            |
| TP044                 | XXXX0044       | JP#3 Tech Fund                  | (038) | \$41,777.20            | \$4.80            | \$0.00                | \$41,782.00            |
| TP045                 | XXXX0045       | JP#4 Tech Fund                  | (039) | \$63,237.01            | \$7.24            | \$0.00                | \$63,244.25            |
| TP046                 | XXXX046        | Co Clerk Records Preservation   | (045) | \$383,645.35           | \$35.22           | \$251,000.00          | \$132,680.57           |
| TP047                 | XXXX047        | Building Maintenance Fund       | (019) | \$475,204.73           | \$49.76           | \$85,000.00           | \$390,254.49           |
| TP048                 | XXXX048        | Dist Clerk Records Preservation | (046) | \$26,090.10            | \$2.98            | \$0.00                | \$26,093.08            |
| TP049                 | XXXX049        | Jail Security Enhancements      | (701) | \$0.00                 | \$0.00            | \$0.00                | \$0.00                 |
| TP050                 | XXXX050        | CSCD Construction Fund          | (702) | \$4,548,199.21         | \$502.41          | \$243,000.00          | \$4,305,701.62         |
| <b>TOTAL TEX-POOL</b> |                |                                 |       | <b>\$20,792,431.05</b> | <b>\$2,245.33</b> | <b>\$3,801,200.00</b> | <b>\$16,993,476.38</b> |

## TEX-STAR ACCOUNT DETAIL

| Fund   | Account Number | Account Title    |       | Beginning Balance | Deposits | Withdrawals | Ending Balance |
|--------|----------------|------------------|-------|-------------------|----------|-------------|----------------|
| TS0095 | xxxx0095       | Road & Bridge #1 | (015) | \$1,791,829.85    | \$203.07 | \$0.00      | \$1,792,032.92 |
| TS0105 | XXXX0105       | Road & Bridge #2 | (016) | \$292,654.99      | \$33.17  | \$0.00      | \$292,688.16   |
| TS0106 | XXXX0106       | Road & Bridge #3 | (017) | \$994,113.24      | \$112.67 | \$0.00      | \$994,225.91   |

|               |          |                    |       |                 |            |             |                 |
|---------------|----------|--------------------|-------|-----------------|------------|-------------|-----------------|
| TS0108        | XXXX0108 | Road & Bridge #4   | (018) | \$992,280.85    | \$112.46   | \$0.00      | \$992,393.31    |
| TS0750        | XXXX0750 | Equipment Purchase | (075) | \$189,749.32    | \$18.21    | \$56,000.00 | \$133,767.53    |
| TS1111        | XXXX1111 | General Fund       | (010) | \$12,072,946.29 | \$1,368.26 | \$0.00      | \$12,074,314.55 |
| TOTAL TEXSTAR |          |                    |       | \$0.00          | \$1,847.84 | \$56,000.00 | \$16,279,422.38 |
|               |          |                    |       | \$241,728.63    |            |             |                 |


### COMBINED STATEMENT OF CASH POSITION

| FUND | ACCOUNT NAME                      | FUND TOTAL   | POOL FUNDS      | INVESTMENTS    | FUND TOTAL      |
|------|-----------------------------------|--------------|-----------------|----------------|-----------------|
| 010  | General Fund                      | \$976,052.49 | \$17,119,357.73 | \$6,996,000.00 | \$25,091,410.22 |
| 012  | Jury Fund                         | \$280,315.54 | \$0.00          | \$0.00         | \$280,315.54    |
| 013  | Lateral Roads                     | \$1,193.22   | \$43,321.75     | \$0.00         | \$44,514.97     |
| 014  | Law Library                       | \$4,224.89   | \$240,095.09    | \$0.00         | \$244,319.98    |
| 015  | Road & Bridge #1                  | \$323,662.02 | \$2,474,851.70  | \$249,000.00   | \$3,047,513.72  |
| 016  | Road & Bridge #2                  | \$320,483.59 | \$581,977.43    | \$0.00         | \$902,461.02    |
| 017  | Road & Bridge #3                  | \$370,608.14 | \$1,239,461.52  | \$0.00         | \$1,610,069.66  |
| 018  | Road & Bridge #4                  | \$452,256.70 | \$1,172,919.29  | \$249,000.00   | \$1,874,175.99  |
| 019  | Building Maintenance              | \$77.66      | \$390,254.49    | \$0.00         | \$390,332.15    |
| 021  | Records Mgt - Co Clerk            | \$5,468.22   | \$730,871.56    | \$0.00         | \$736,339.78    |
| 022  | Records Mgt - County              | \$54,883.62  | \$216,172.46    | \$0.00         | \$271,056.08    |
| 024  | Election Services Contracts       | \$133,545.80 | \$0.00          | \$0.00         | \$133,545.80    |
| 025  | STOP Federal Forfeiture           | \$0.00       | \$0.00          | \$0.00         | \$0.00          |
| 026  | DA Forfeiture Funds               | \$34,507.85  | \$13,480.02     | \$0.00         | \$47,987.87     |
| 027  | JOCO Seizure Funds                | \$17,447.51  | \$0.00          | \$0.00         | \$17,447.51     |
| 028  | Sheriff Forfeiture Fund           | \$7,248.86   | \$6,239.88      | \$0.00         | \$13,488.74     |
| 030  | Special Crimes Ops                | \$261,045.88 | \$0.00          | \$0.00         | \$261,045.88    |
| 032  | Special Crimes Seizures           | \$86,652.95  | \$0.00          | \$0.00         | \$86,652.95     |
| 033  | JJAEP                             | \$134,133.46 | \$0.00          | \$0.00         | \$134,133.46    |
| 034  | Juvenile Case Manager Fund        | \$87,846.60  | \$0.00          | \$0.00         | \$87,846.60     |
| 035  | Juvenile Probation Fees           | \$53,585.88  | \$0.00          | \$0.00         | \$53,585.88     |
| 036  | JP #1 Technology                  | \$28,397.26  | \$63,836.92     | \$0.00         | \$92,234.18     |
| 037  | JP #2 Technology                  | \$15,530.95  | \$27,859.37     | \$0.00         | \$43,390.32     |
| 038  | JP #3 Technology                  | \$14,418.26  | \$41,782.00     | \$0.00         | \$56,200.26     |
| 039  | JP #4 Technology                  | \$24,882.64  | \$63,244.25     | \$0.00         | \$88,126.89     |
| 040  | Courthouse Security               | \$79,730.66  | \$0.00          | \$0.00         | \$79,730.66     |
| 041  | Justice Court Security            | \$58,192.46  | \$0.00          | \$0.00         | \$58,192.46     |
| 042  | Custodial Funds                   | \$35,544.92  | \$0.00          | \$0.00         | \$35,544.92     |
| 045  | Co Clerk Records Preservation     | \$582.15     | \$132,680.57    | \$250,000.00   | \$383,262.72    |
| 046  | Dist Clerk Records Preservation   | \$12,368.28  | \$26,093.08     | \$0.00         | \$38,461.36     |
| 047  | Dist Clerk Records Preservation   | \$12,535.25  | \$0.00          | \$0.00         | \$12,535.25     |
| 048  | City & Dist Clerk Technology Fund | \$78,078.46  | \$0.00          | \$0.00         | \$78,078.46     |
| 049  | Court Records Preservation Fund   | \$25,362.31  | \$0.00          | \$0.00         | \$25,362.31     |
| 051  | Mineral Revenue Reserve           | \$90,134.79  | \$1,526,367.20  | \$4,000,000.00 | \$5,616,501.99  |
| 052  | Disaster Recovery                 | \$37,729.75  | \$0.00          | \$0.00         | \$37,729.75     |
| 055  | Indigent Health Care              | \$632,299.74 | \$759,923.54    | \$0.00         | \$1,392,223.28  |
| 057  | Teen Court                        | \$256.84     | \$0.00          | \$0.00         | \$256.84        |
| 059  | Unclaimed Money                   | \$4,304.82   | \$14,133.32     | \$0.00         | \$18,438.14     |
| 060  | Right of Way Fund                 | \$19,909.73  | \$1,614,224.09  | \$0.00         | \$1,634,133.82  |
| 075  | Equipment Purchase                | \$905.54     | \$133,767.53    | \$0.00         | \$134,673.07    |
| 076  | Market Square Project             | \$40,354.92  | \$0.00          | \$0.00         | \$40,354.92     |
| 080  | LEC Interest & Sinking            | \$731,741.92 | \$248,105.98    | \$0.00         | \$979,847.90    |
| 085  | Equipment Interest & Sinking      | \$1,086.77   | \$0.00          | \$0.00         | \$1,086.77      |
| 088  | Criminal State Fees Fund          | \$289,009.35 | \$0.00          | \$0.00         | \$289,009.35    |
| 089  | Historical Commission             | \$66.49      | \$37,276.54     | \$0.00         | \$37,343.03     |

| FUND                | ACCOUNT NAME                       | CHECKING              | POOLS FUNDS            | INVESTMENTS            | FUND TOTAL             |
|---------------------|------------------------------------|-----------------------|------------------------|------------------------|------------------------|
| 096                 | Treasurer Clearing Account         | \$109,744.26          | \$0.00                 | \$0.00                 | \$109,744.26           |
| 097                 | Fee Officers Fund                  | \$393,608.60          | \$0.00                 | \$0.00                 | \$393,608.60           |
| 102                 | Pre-Trail Bond Supervision         | \$51,485.44           | \$0.00                 | \$0.00                 | \$51,485.44            |
| 111                 | Special Crimes Ops                 | \$127,001.40          | \$0.00                 | \$0.00                 | \$127,001.40           |
| 701                 | Jail Security Improvements         | \$0.00                | \$0.00                 | \$0.00                 | \$0.00                 |
| 702                 | CSCD Construction                  | \$638.22              | \$4,305,701.62         | \$0.00                 | \$4,306,339.84         |
| 703                 | Motorola Simulcast Radio System    | \$2,026,707.62        | \$0.00                 | \$0.00                 | \$2,026,707.62         |
| 800                 | Title IV-E                         | \$567.18              | \$2,073.34             | \$0.00                 | \$2,640.52             |
| 803                 | SECO Grant                         | (\$81,335.17)         | \$0.00                 | \$0.00                 | (\$81,335.17)          |
| 811                 | Bulletproof Vest Partnership       | \$16.04               | \$0.00                 | \$0.00                 | \$16.04                |
| 823                 | FY10 Emergency Ops Center Grant    | \$3,405.78            | \$0.00                 | \$0.00                 | \$3,405.78             |
| 830                 | HAVA Grant                         | (\$39,686.84)         | \$0.00                 | \$0.00                 | (\$39,686.84)          |
| 840                 | Cities Readiness Grant             | \$7,921.88            | \$0.00                 | \$0.00                 | \$7,921.88             |
| 852                 | FY11 OJP STOP SCU Grant            | (\$21,523.03)         | \$0.00                 | \$0.00                 | (\$21,523.03)          |
| 871                 | Ed Byrne Local Solicitation        | (\$12.21)             | \$0.00                 | \$0.00                 | (\$12.21)              |
| 872                 | Ed Byrne Local Solicitation        | (\$1,666.25)          | \$0.00                 | \$0.00                 | (\$1,666.25)           |
| 873                 | Ed Byrne Memorial JAG Grant        | \$0.00                | \$0.00                 | \$0.00                 | \$0.00                 |
| 874                 | FY10 Ed Byrne Memorial JAG         | \$0.00                | \$0.00                 | \$0.00                 | \$0.00                 |
| 875                 | FY11 Ed Byrne Memorial- ALLERT     | \$0.00                | \$0.00                 | \$0.00                 | \$0.00                 |
| 902                 | Juvenile Operations                | \$97,060.81           | \$0.00                 | \$0.00                 | \$97,060.81            |
| 919                 | Chapter 18 - Election Fund Mgmt    | \$2,659.29            | \$0.00                 | \$0.00                 | \$2,659.29             |
| 922                 | Community Supervision              | \$417,555.19          | \$46,826.49            | \$0.00                 | \$464,381.68           |
| 934                 | Emission Enforcement Officer       | \$3,930.60            | \$0.00                 | \$0.00                 | \$3,930.60             |
| 935                 | Clean Vehicle Fleet Program        | \$7.78                | \$0.00                 | \$0.00                 | \$7.78                 |
| 938                 | Indigent Defense Formula Grant     | \$34,706.97           | \$0.00                 | \$0.00                 | \$34,706.97            |
| 939                 | Indigent Defense Improvement Grant | \$95,874.21           | \$0.00                 | \$0.00                 | \$95,874.21            |
| 941                 | Mental Health Peace Officer        | \$6,388.39            | \$0.00                 | \$0.00                 | \$6,388.39             |
| 945                 | TCEQ Texas Aircheck Program        | \$0.00                | \$0.00                 | \$0.00                 | \$0.00                 |
| <b>Grand Totals</b> |                                    | <b>\$9,073,721.30</b> | <b>\$33,272,898.76</b> | <b>\$11,744,000.00</b> | <b>\$54,090,620.06</b> |

| First Financial Bank / Pledged Collateral: | Orig Face Value         | Par Value                 | Book Value                | Market Value           |
|--|-------------------------|---------------------------|---------------------------|------------------------|
| as of Cleburne                             | \$89,146,087.00         | \$28,498,387.51           | \$29,142,721.09           | \$30,705,853.09        |
| 26-Jun-12 Abilene                          | \$47,831,369.00         | \$4,647,486,053.00        | \$4,555,249,646.00        | \$49,782,290.77        |
| <b>Totals</b>                              | <b>\$136,977,456.00</b> | <b>\$4,675,984,440.51</b> | <b>\$4,584,392,367.09</b> | <b>\$80,488,143.86</b> |

I certify the information in this report is true and correct to the best of my knowledge.



*Debbie Rice*  
 Debbie Rice  
 Treasurer


*7-18-2012*  
 Date

COUNTY TREASURER'S REPORT  
IN THE MATTER OF COUNTY FINANCES  
IN THE HANDS OF DEBBIE RICE  
TREASURER OF JOHNSON COUNTY, TEXAS


COMMISSIONERS COURT  
JOHNSON COUNTY, TEXAS  
IN REGULAR SESSION  
JUNE TERM 2012

IN ACCORDANCE with Section 114.026, Local Government Code, we the undersigned, constituting the entire Commissioners Court of said County, certify that on the 23 day of July, 2012, at the Regular term of Court, we compared and examined the monthly report of Debbie Rice, Treasurer of Johnson County, for JUNE 2012, and finding the same correct, entered an order in the Minutes approving said Report, which states total cash and other assets on hand as \$54,090,620.06

  
Roger Harmon, County Judge

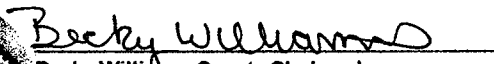
  
Rick Bailey, Commissioner, Pct 1

  
Kenny Howell, Commissioner Pct. 2

  
Jerry D. Stringer, Commissioner, Pct. 3

  
Don Beeson, Commissioner Pct. 4

SWORN TO AND SUBSCRIBED BEFORE ME, by Roger Harmon, County Judge and County Commissioners of said Johnson County, each respectively, on this the 23 day of July, A.D. 2012

  
Becky Williams, County Clerk and  
Clerk of the Commissioners Court in and for  
Johnson County, Texas.



FILED IN RECORDS OF THE \_\_\_\_\_ DAY OF \_\_\_\_\_ A.D., 2012 and recorded in the minutes of the Court for the term in which the aforesaid are filed on the \_\_\_\_\_ day of \_\_\_\_\_, A.D. 2012

Attest: Becky Williams, County Clerk