

JOHNSON COUNTY COMMISSIONERS COURT

Filed For Record 8:55

SEP 29 2015



Becky Ivey  
County Clerk, Johnson County Texas

BY A. Lane DEPUTY

JERRY D. STRINGER  
Commissioner Pct. #3

RICK BAILEY  
Commissioner Pct. #1

ROGER HARMON  
County Judge

Alison Hitchcock  
Assistant to Commissioner's Court

LARRY WOOLLEY  
Commissioner Pct. #4

ORDER NO. 2015-34

THE STATE OF TEXAS

§

SEPTEMBER 28, 2015

§

COUNTY OF JOHNSON

§

---

ORDER APPROVING THE JOHNSON COUNTY TREASURER'S REPORT

---

WHEREAS, *Section 114.026* of the Local Government Code requires a Treasurer's Report be submitted at least once a month to the Commissioners Court at a regular term; and

WHEREAS, the Johnson County Commissioners Court has compared and examined the Treasurer's Report submitted for approval on September 28, 2015 which is attached hereto as Exhibit A and has determined that the Treasurer's Report is correct.


**IT IS THEREFORE ORDERED**, that the Johnson County Treasurer's Report which is attached hereto as Exhibit A is approved as presented by the Johnson County Treasurer to the Commissioners Court of Johnson County, Texas and this Order Approving the Johnson County Treasurer's Report and attached Exhibit A are to be entered into the Minutes.

GIVEN UNDER OUR HAND AND THE SEAL OF JOHNSON COUNTY THIS  
28<sup>th</sup> day of September, 2015.




Roger Harmon, Johnson County Judge

Voted:  yes, \_\_\_ no, \_\_\_ abstained



Rick Bailey, Commissioner Pct #1

Voted:  yes, \_\_\_ no, \_\_\_ abstained



Kenny Howell, Commissioner Pct #2

Voted:  yes, \_\_\_ no, \_\_\_ abstained



Jerry D. Stringer, Commissioner Pct #3

Voted:  yes, \_\_\_ no, \_\_\_ abstained



Larry Woolley, Commissioner Pct #4

Voted:  yes, \_\_\_ no, \_\_\_ abstained

Attest:   
County Clerk





**Treasurers Financial Report**  
**Debbie Rice CCT/CIO**  
**County Treasurer & Chief Investment Officer**



August 2015

**CASH & INVESTMENTS**

**First Financial Bank Accounts**

Account Number	Account Title	Beginning Balance	Deposits	Disbursements	Ending Balance
XX-X619-8	General Fund	\$32,901,010.11	\$3,099,803.69	\$6,199,327.85	\$29,801,485.95
XX-X654-5	Treasurer Clearing Account (CCC)	\$248,370.27	\$270,801.41	\$269,114.96	\$250,056.72
8610 XXXXX48311	Community Development Block Grant	\$0.00	\$9,300.00	\$9,300.00	\$0.00
<b>Total Checking</b>		<b>\$33,149,380.38</b>	<b>\$3,370,605.10</b>	<b>\$6,468,442.81</b>	<b>\$30,051,542.67</b>

**Cash Balance by Fund**

Fund	Account Title	Beginning Balance	Receipts	Disbursements	Ending Balance
0100	General Fund	\$16,724,004.50	\$1,503,586.69	\$3,960,820.70	\$14,266,770.49
0120	Jury Fund	\$569,519.52	\$14,118.44	\$7,899.93	\$575,738.03
0140	Law Library	\$208,107.94	\$7,390.14	\$8,777.84	\$206,720.24
0150	Road & Bridge #1	\$1,016,854.95	\$47,905.73	\$115,160.30	\$949,600.38
0160	Road & Bridge #2	\$984,526.44	\$51,529.55	\$134,907.17	\$901,148.82
0170	Road & Bridge #3	\$1,017,244.95	\$61,652.82	\$165,711.55	\$913,186.22
0180	Road & Bridge #4	\$685,100.52	\$51,010.92	\$176,287.99	\$559,823.45
0190	Building Maintenance	\$596,653.03	\$0.00	\$108,570.55	\$488,082.48
0200	County Projects	\$26,878.35	\$0.00	\$2,629.75	\$24,248.60
0210	Records Mgt - Co Clerk	\$697,883.78	\$27,313.84	\$10,727.44	\$714,470.18
0220	Records Mgt - County	\$331,434.79	\$4,985.28	\$5,258.50	\$331,161.57
0240	Election Services Contracts	\$235,594.92	\$0.00	\$0.00	\$235,594.92
0250	STOP Federal Forfeitures	\$2,404.10	\$0.00	\$0.00	\$2,404.10
0260	DA Forfeiture Funds	\$97,066.73	\$914.00	\$0.00	\$97,980.73
0270	JOCO Seizure Funds	\$21,306.59	\$0.00	\$0.00	\$21,306.59
0280	Sheriff Forfeiture Fund	\$18,935.41	\$0.00	\$0.00	\$18,935.41
0300	Special Crimes Ops	\$145,638.67	\$6,895.68	\$224.00	\$152,310.35
0320	Special Crimes Seizures	\$62,702.31	\$632.00	\$0.00	\$63,334.31
0330	JJAEP	\$8,051.33	\$6,450.00	\$14,030.19	\$471.14
0340	Juvenile Case Manager Fund	\$116,300.15	\$3,253.14	\$2,665.26	\$116,888.03
0350	Juvenile Probation Fees	\$60,559.12	\$721.00	\$0.00	\$61,280.12
0355	Unclaimed Juvenile Restitution Fund	\$7.00	\$0.00	\$0.00	\$7.00
0360	JP #1 Technology	\$120,855.84	\$1,269.45	\$0.00	\$122,125.29
0370	JP #2 Technology	\$45,688.86	\$514.52	\$0.00	\$46,203.38
0380	JP #3 Technology	\$59,396.14	\$954.37	\$59.00	\$60,291.51
0390	JP #4 Technology	\$89,641.32	\$300.48	\$0.00	\$89,941.80
0400	Courthouse Security	\$80,739.35	\$6,133.97	\$4,582.39	\$82,290.93
0410	Justice Court Security	\$71,670.47	\$611.05	\$0.00	\$72,281.52
0420	Custodial Funds	\$61,520.90	\$745.00	\$0.00	\$62,265.90
0450	Co Clerk Records Preservation	\$1,054,071.21	\$26,460.00	\$0.00	\$1,080,531.21
0460	Dist Clerk Records Preservation	\$47,071.95	\$830.25	\$0.00	\$47,902.20
0470	Cty & Dst Clerk Technology Fund	\$35,830.42	\$613.45	\$0.00	\$36,443.87
0480	Court Records Preservation Fund	\$171,153.21	\$2,280.49	\$0.00	\$173,433.70
0490	Dst Crt Records Technology Fund	\$71,143.28	\$1,952.77	\$0.00	\$73,096.05
0510	Mineral Revenue Reserve	\$792,609.51	\$0.00	\$243,385.50	\$549,224.01
0520	Disaster Recovery	\$35,277.88	\$0.00	\$0.00	\$35,277.88

Fund	Account Title	Beginning Balance	Receipts	Disbursements	Ending Balance
0530	Capital Murder Fund	\$756,614.50	\$243,385.50	\$0.00	\$1,000,000.00
0550	Indigent Health Care	\$698,562.12	\$5,044.62	\$6,743.49	\$696,863.25
0590	Unclaimed Money	\$22,105.45	\$0.00	\$597.00	\$21,508.45
0600	Right of Way Fund	\$202,063.53	\$0.00	\$0.00	\$202,063.53
0750	Equipment Purchase	\$69,093.75	\$858.00	\$26,472.64	\$43,479.11
0800	LEC Interest & Sinking	\$1,468,324.49	\$9,966.96	\$170,356.25	\$1,307,935.20
0850	Equipment Int. & Sinking Fund	\$64,623.66	\$3,839.60	\$0.00	\$68,463.26
0880	Criminal State Fees Fund	\$135,044.30	\$148,462.61	\$589.26	\$282,917.65
0890	Historical Commission	\$38,244.95	\$0.00	\$5,187.77	\$33,057.18
0970	Fee Officers Fund	(\$245,819.03)	\$589,183.40	\$584,286.37	(\$240,922.00)
1020	Pre-Trial Bond Supervision	\$58,601.86	\$9,450.66	\$5,514.99	\$62,537.53
1110	Special Crimes Ops	\$55,900.85	\$11,792.77	\$10,279.79	\$57,413.83
7010	Jail Construction Improvements	\$487,779.68	\$0.00	\$11,152.80	\$476,626.88
7030	Motorola Simulcast Radio System	\$0.00	\$0.00	\$0.00	\$0.00
7040	Alvarado Sub-Courthouse	(\$172,276.03)	\$0.00	\$0.00	(\$172,276.03)
7050	Jail Lift Station	\$0.00	\$0.00	\$0.00	\$0.00
7060	Software Projects	\$1,927,606.55	\$0.00	\$4,809.90	\$1,922,796.65
8230	Emergency Ops Center Grant	\$0.00	\$0.00	\$0.00	\$0.00
8400	Cities Readiness Grant	(\$9,241.80)	\$0.00	\$892.13	(\$10,133.93)
8710	Edward Byrne (JAG) Local Solicitation	\$0.00	\$0.00	\$0.00	\$0.00
8730	Ed Byrne Memorial JAG Grant FY 10	\$0.00	\$0.00	\$0.00	\$0.00
8760	2013-14 Byrne JAG - Crime Reporting	\$0.00	\$0.00	\$0.00	\$0.00
8770	2014-15 Byrne JAG - Crime Scene Van	\$0.00	\$0.00	\$0.00	\$0.00
9020	Juvenile Operations	\$120,944.10	\$68,129.00	\$131,073.75	\$57,999.35
9220	Community Supervision	\$711,165.32	\$146,872.79	\$276,767.60	\$581,270.51
9380	Indigent Defense Formula Grant	\$63,585.50	\$31,792.75	\$0.00	\$95,378.25
9390	Indigent Defense Improvement Grant	\$84,640.92	\$0.00	\$2,906.05	\$81,734.87
9450	TCEQ Aircheck	\$0.00	\$0.00	\$0.00	\$0.00
<b>Total General Fund</b>		<b>\$32,901,010.11</b>	<b>\$3,099,803.69</b>	<b>\$6,199,327.85</b>	<b>\$29,801,485.95</b>

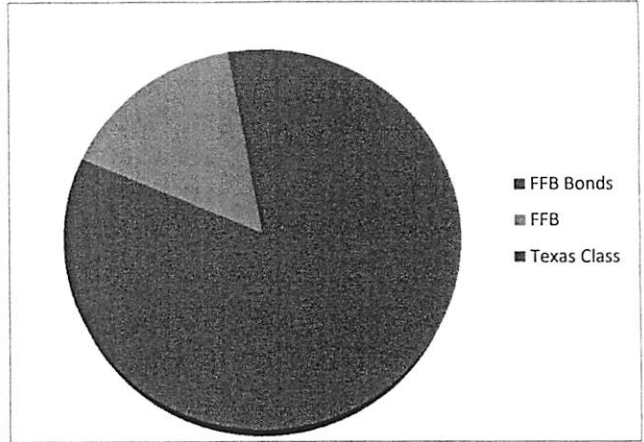
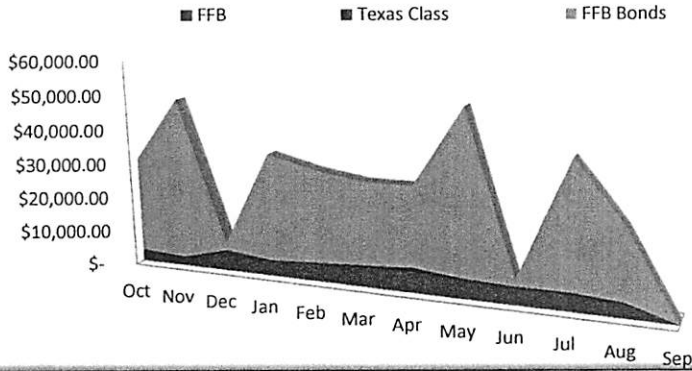
#### FFB Trust and Asset Management Account Detail

Fund	Account Number	Account Title	% of Total	Interest Earned	Cash Equivalents	Govt/Agencies Bonds
B0100		General Fund	72.72727273%	\$14,319.09	\$531,769.73	\$7,466,972.54
B0150		Road & Bridge #1	4.54545455%	\$894.94	\$33,235.61	\$466,685.78
B0160		Road & Bridge #2	0.90909091%	\$178.99	\$6,647.12	\$93,337.16
B0170		Road & Bridge #3	2.72727273%	\$536.97	\$19,941.37	\$280,011.47
B0180		Road & Bridge #4	3.63636364%	\$715.95	\$26,588.49	\$373,348.63
B0210		Records Management - Clerk	2.72727273%	\$536.97	\$19,941.37	\$280,011.47
B0220		Records Management - County	0.90909091%	\$178.99	\$6,647.12	\$93,337.16
B0550		Indigent Health	5.45454545%	\$1,073.93	\$39,882.73	\$560,022.94
B0600		Right of Way	6.36363636%	\$1,252.92	\$46,529.85	\$653,360.10
				<b>\$19,688.75</b>	<b>\$731,183.39</b>	<b>\$10,267,087.25</b>
<b>Total Cash and Bonds</b>						<b>\$10,998,270.64</b>

#### TexasClass Detail

Fund	Account Number	Account Title	Beginning Balance	Deposits	Withdrawals	Ending Balance
TC0001	XXXXX-0263-0001	General Fund (0100)	\$344,910.95	\$51.27	\$0.00	\$344,962.22
TC0002	XXXXX-0263-0002	Road & Bridge #1 (0150)	\$1,002,398.43	\$149.06	\$0.00	\$1,002,547.49
TC0003	XXXXX-0263-0003	Road & Bridge #2 (0160)	\$239,648.42	\$35.65	\$0.00	\$239,684.07
TC0004	XXXXX-0263-0004	Road & Bridge #3 (0170)	\$966,328.26	\$143.68	\$0.00	\$966,471.94
TC0005	XXXXX-0263-0005	Road & Bridge #4 (0180)	\$809,029.93	\$120.31	\$0.00	\$809,150.24
TC0007	XXXXX-0263-0007	Indigent Healthcare (0550)	\$521,948.34	\$77.62	\$0.00	\$522,025.96
TC0008	XXXXX-0263-0008	Right of Way (0600)	\$551,521.54	\$82.02	\$0.00	\$551,603.56
<b>Total Texas CLASS</b>			<b>\$4,435,785.87</b>	<b>\$659.61</b>	<b>\$0.00</b>	<b>\$4,436,445.48</b>

### Monthly Interest Income



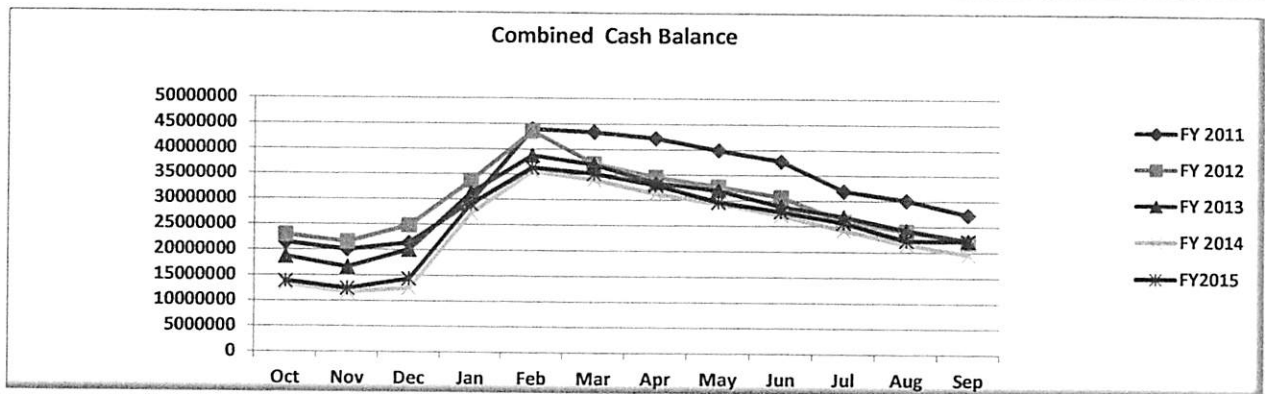
### Outstanding Indebtedness

Description	Outstanding Amount	Last Payment Amount	Next Payment Due
Johnson County GO Refunding Bonds Series 2007	\$861,957,900.00	\$1,585,356.25	10/18/2015
Johnson County Tax Notes -Series 2013	\$4,370,000.00	\$34,625.50	11/15/2015

### Combined Statement of Cash Position

FUND	ACCOUNT NAME	FUND TOTAL	POOL FUNDS	INVESTMENTS	FUND TOTAL
0100	General Fund	\$14,266,770.49	\$344,962.22	\$7,466,972.54	\$22,078,705.25
0120	Jury Fund	\$575,738.03	\$0.00	\$0.00	\$575,738.03
0140	Law Library	\$206,720.24	\$0.00	\$0.00	\$206,720.24
0150	Road & Bridge #1	\$949,600.38	\$1,002,547.49	\$466,685.78	\$2,418,833.65
0160	Road & Bridge #2	\$901,148.82	\$239,684.07	\$93,337.16	\$1,234,170.05
0170	Road & Bridge #3	\$913,186.22	\$966,471.94	\$280,011.47	\$2,159,669.63
0180	Road & Bridge #4	\$559,823.45	\$809,150.24	\$373,348.63	\$1,742,322.32
0190	Building Maintenance	\$488,082.48	\$0.00	\$0.00	\$488,082.48
0200	Special Projects	\$24,248.60	\$0.00	\$0.00	\$24,248.60
0210	Records Mgt - Co Clerk	\$714,470.18	\$0.00	\$280,011.47	\$994,481.65
0220	Records Mgt - County	\$331,161.57	\$0.00	\$93,337.16	\$424,498.73
0240	Election Services Contracts	\$235,594.92	\$0.00	\$0.00	\$235,594.92
0250	STOP Federal Forfeitures	\$2,404.10	\$0.00	\$0.00	\$2,404.10
0260	DA Forfeiture Funds	\$97,980.73	\$0.00	\$0.00	\$97,980.73
0270	JOCO Seizure Funds	\$21,306.59	\$0.00	\$0.00	\$21,306.59
0280	Sheriff Forfeiture Fund	\$18,935.41	\$0.00	\$0.00	\$18,935.41
0300	Special Crimes Ops	\$152,310.35	\$0.00	\$0.00	\$152,310.35
0320	Special Crimes Seizures	\$63,334.31	\$0.00	\$0.00	\$63,334.31
0330	JJAEP	\$471.14	\$0.00	\$0.00	\$471.14
0340	Juvenile Case Manager Fund	\$116,888.03	\$0.00	\$0.00	\$116,888.03
0350	Juvenile Probation Fees	\$61,280.12	\$0.00	\$0.00	\$61,280.12
0355	Unclaimed Judvenile Restitution Fund	\$7.00	\$0.00	\$0.00	\$7.00
0360	JP #1 Technology	\$122,125.29	\$0.00	\$0.00	\$122,125.29
0370	JP #2 Technology	\$46,203.38	\$0.00	\$0.00	\$46,203.38
0380	JP #3 Technology	\$60,291.51	\$0.00	\$0.00	\$60,291.51
0390	JP #4 Technology	\$89,941.80	\$0.00	\$0.00	\$89,941.80
0400	Courthouse Security	\$82,290.93	\$0.00	\$0.00	\$82,290.93
0410	Justice Court Security	\$72,281.52	\$0.00	\$0.00	\$72,281.52
0420	Custodial Funds	\$62,265.90	\$0.00	\$0.00	\$62,265.90
0450	Co Clerk Records Preservation	\$1,080,531.21	\$0.00	\$0.00	\$1,080,531.21
0460	Dist Clerk Records Preservation	\$47,902.20	\$0.00	\$0.00	\$47,902.20
0470	Dist Clerk Records Preservation	\$36,443.87	\$0.00	\$0.00	\$36,443.87

FUND	ACCOUNT NAME	CHECKING	POOLS FUNDS	INVESTMENTS	FUND TOTAL
0480	City & Dst Clerk Technology Fund	\$173,433.70	\$0.00	\$0.00	\$173,433.70
0490	Court Records Preservation Fund	\$73,096.05	\$0.00	\$0.00	\$73,096.05
0510	Mineral Revenue Reserve	\$549,224.01	\$0.00	\$0.00	\$549,224.01
0520	Disaster Recovery	\$35,277.88	\$0.00	\$0.00	\$35,277.88
0530	Capital Murder Fund	\$1,000,000.00	\$0.00	\$0.00	\$1,000,000.00
0550	Indigent Healthcare	\$696,863.25	\$522,025.96	\$560,022.94	\$1,778,912.15
0590	Unclaimed Money	\$21,508.45	\$0.00	\$0.00	\$21,508.45
0600	Right of Way Fund	\$202,063.53	\$551,603.56	\$653,360.10	\$1,407,027.19
0750	Equipment Purchase	\$43,479.11	\$0.00	\$60.00	\$43,539.11
0800	LEC Interest & Sinking	\$1,307,935.20	\$0.00	\$0.00	\$1,307,935.20
0850	Equipment Int. & Sinking Fund	\$68,463.26	\$0.00	\$0.00	\$68,463.26
0880	Criminal State Fees Fund	\$282,917.65	\$0.00	\$0.00	\$282,917.65
0890	Historical Commission	\$33,057.18	\$0.00	\$0.00	\$33,057.18
0960	Treasurer Clearing Account	\$250,056.72	\$0.00	\$0.00	\$250,056.72
0970	Fee Officers Fund	(\$240,922.00)	\$0.00	\$0.00	(\$240,922.00)
1020	Pre-Trial Bond Supervision	\$62,537.53	\$0.00	\$0.00	\$62,537.53
1110	Special Crimes Ops	\$57,413.83	\$0.00	\$0.00	\$57,413.83
7010	Jail Construction Improvements	\$476,626.88	\$0.00	\$0.00	\$476,626.88
7030	Motorola Simulcast Radio System	\$0.00	\$0.00	\$0.00	\$0.00
7040	Alvarado Sub-Courthouse	(\$172,276.03)	\$0.00	\$0.00	(\$172,276.03)
7050	Jail Lift Station	\$0.00	\$0.00	\$0.00	\$0.00
7060	Software Projects	\$1,922,796.65	\$0.00	\$0.00	\$1,922,796.65
8230	Emergency Ops Center Grant	\$0.00	\$0.00	\$0.00	\$0.00
8400	Cities Readiness Grant	(\$10,133.93)	\$0.00	\$0.00	(\$10,133.93)
8710	Ed Byrne Local Solicitation	\$0.00	\$0.00	\$0.00	\$0.00
8730	Ed Byrne Memorial JAG Grant	\$0.00	\$0.00	\$0.00	\$0.00
8760	2013-14 Byrne JAG - Crime Reporting	\$0.00	\$0.00	\$0.00	\$0.00
8770	2014/15 Byrne JAG - Crime Scene Van	\$0.00	\$0.00	\$0.00	\$0.00
9020	Juvenile Operations	\$57,999.35	\$0.00	\$0.00	\$57,999.35
9220	Community Supervision	\$581,270.51	\$0.00	\$0.00	\$581,270.51
9380	Indigent Defense Formula Grant	\$95,378.25	\$0.00	\$0.00	\$95,378.25
9390	Indigent Defense Improvement Grant	\$81,734.87	\$0.00	\$0.00	\$81,734.87
9450	TCEQ Aircheck	\$0.00	\$0.00	\$0.00	\$0.00
<b>Grand Total</b>		<b>\$30,051,542.67</b>	<b>\$4,436,445.48</b>	<b>\$10,267,147.15</b>	<b>\$44,755,135.40</b>



First Financial Bank / Pledged Collateral:		Orig Face Value	Par Value	Book Value	Market Value
as of	Cleburne	\$74,342,000.00	\$50,690,847.54	\$51,529,931.23	\$53,269,223.78
31-Aug-15	Abilene	\$5,570,000.00	\$5,570,000.00	\$5,735,814.36	\$5,894,195.45
<b>Totals</b>		<b>\$79,912,000.00</b>	<b>\$56,260,847.54</b>	<b>\$57,265,745.59</b>	<b>\$59,163,419.23</b>

LOCAL GOVERNMENT CODE: 134.026

COUNTY TREASURER'S REPORT TO COMMISSIONERS COURT AT REGULAR TERM.

- (a) At least once a month at a regular term of the commissioners court, the county treasurer shall make a detailed report of:
- (1) money received and disbursed;
  - (2) debts due to and owed by the county; and
  - (3) all other proceedings in the treasurer's office.

I certify the information in this report is true and correct to the best of my knowledge.



*Debbie Rice*


Debbie Rice, CCT/CIO  
Johnson County Treasurer

*9-18-15*

Date

IN ACCORDANCE with Section 114.026, Local Government Code, we the undersigned, constituting the entire Commissioners Court of said County, certify that on the 28<sup>th</sup> day of September, 2015, at the Regular term of Court, we compared and examined the monthly report of Debbie Rice, Treasurer of Johnson County, for AUGUST 2015, and finding the same correct, entered an order in the Minutes approving said Report, which states total cash and other assets on hand as \$44,755,135.40

  
Roger Harmon, County Judge


  
Rick Bailey, Commissioner, Pct 1

  
Kenny Howell, Commissioner Pct. 2

  
Jerry D. Stringer, Commissioner, Pct. 3

  
Larry Woolley, Commissioner Pct. 4

SWORN TO AND SUBSCRIBED BEFORE ME, by Roger Harmon, County Judge and County Commissioners of said Johnson County, each respectively, on this the 28<sup>th</sup> day of September, A.D. 2015

  
Becky Ivey, County Clerk and  
Clerk of the Commissioners Court in and for  
Johnson County, Texas.



FILED FOR RECORD THIS \_\_\_\_ DAY OF \_\_\_\_\_ A.D., 2015 and recorded in the minutes of the Court for the term in which the affidavits are filed on the \_\_\_\_ day of \_\_\_\_\_, A.D. 2015

\_\_\_\_\_  
Attest: Becky Ivey, County Clerk



**Appendix A**  
**Current Bond Holdings**

TYPE	RATE	MATURITY DATE	FACE VALUE	MARKET VALUE
FFCB	4.875%	01/17/2017	\$ 500,000.00	\$ 529,400.00
FHLB	4.875%	05/17/2017	\$ 500,000.00	\$ 534,960.00
FHLMC	0.75%	01/12/2018	\$ 525,000.00	\$ 523,157.25
FHLMC	0.875%	10/14/2016	\$ 500,000.00	\$ 501,885.00
FHLMC	1.000%	03/08/2017	\$ 500,000.00	\$ 502,235.00
FHLMC	2.000%	08/25/2016	\$ 500,000.00	\$ 507,245.00
FHLMC	2.500%	05/27/2016	\$ 500,000.00	\$ 507,715.00
FHLMC	4.75%	01/19/2016	\$ 450,000.00	\$ 457,699.50
FHLMC	4.75%	11/17/2015	\$ 500,000.00	\$ 504,840.00
FHLMC	5.50%	08/23/2017	\$ 500,000.00	\$ 545,450.00
FNMA	0.875%	05/21/2018	\$ 525,000.00	\$ 521,755.50
FNMA	0.875%	12/20/2017	\$ 500,000.00	\$ 499,130.00
FNMA	1.375%	11/15/2016	\$ 500,000.00	\$ 504,680.00
FNMA	1.625%	10/26/2015	\$ 500,000.00	\$ 501,140.00
FNMA	2.375%	04/11/2016	\$ 500,000.00	\$ 506,090.00
FNMA	5.250%	09/15/2016	\$ 500,000.00	\$ 524,215.00
US Treas	2.375%	06/30/2018	\$ 500,000.00	\$ 518,540.00
US Treas	2.375%	07/31/2017	\$ 500,000.00	\$ 515,470.00
US Treas	2.875%	03/31/2018	\$ 500,000.00	\$ 524,230.00
US Treas	4.25%	11/15/2017	\$ 500,000.00	\$ 537,250.00
FSG FUND		N/A	\$ 731,183.39	\$ 731,183.39