

JOHNSON COUNTY INVESTMENT REPORT
4TH QTR 2023

Investment Officers for Johnson County


Kathy Blackwell - Johnson County Treasurer

Steve Watson - Johnson County Auditor

October 16, 2023




Christopher Boedeker, County Judge



Rick Bailey, Commissioner Pct. 1



Kenny Howell, Commissioner Pct. 2



Mike White, Commissioner Pct. 3



Larry Woolley, Commissioner Pct. 4

ATTEST:

By: 
April Long, County Clerk




Summary


This report is submitted in accordance with Government Code 2256.023. Investment of funds shall be governed by the following investment objectives, in order of priority: preservation and safety of principal, liquidity, and yield.

The investment report is prepared according to generally accepted accounting principles. All of the the County's investments are in full compliance with the Johnson County Investment Policy as passed by the Johnson County Commissioner's Court on March 27, 2023.

Sincerely,



Kathy Blackwell
Johnson County Treasurer
Investment Officer for Johnson County



Steve Watson
Johnson County Auditor
Investment Officer for Johnson County

MONTH END BALANCES FOR INVESTMENTS September 30, 2023								
ACCOUNT NAME	COUNTY	FUND	MULTI-BANK SECURITIES	TEXAS CLASS	TEXPOOL	AMERPRISE FINANCIAL	MONEY MARKET FFB	TOTAL
GENERAL	0100		\$ 14,016,425.17	\$ 2,618,652.41	\$ 5,975,363.43	\$ 8,511,317.16	\$ 27,478,890.80	\$ 58,600,648.97
R&B1	0150		\$ 122,344.91	\$ 515,581.96	\$ 973,671.86	\$ -	\$ -	\$ 1,611,598.73
R&B2	0160		\$ 235,554.00	\$ 940,697.16	\$ 1,569,578.61	\$ -	\$ -	\$ 2,745,829.77
R&B3	0170		\$ -	\$ 212,212.35	\$ 1,282,855.25	\$ -	\$ -	\$ 1,495,067.60
R&B4	0180		\$ 362,791.76	\$ 975,714.97	\$ 785,688.83	\$ -	\$ -	\$ 2,124,195.56
RECORDS MNGMT-CC	0210		\$ -	\$ -	\$ -	\$ -	\$ -	\$ -
RECORDS MNGMT & PRESER CO CL	0212		\$ -	\$ -	\$ 239,452.61	\$ -	\$ -	\$ 239,452.61
RECORDS MGMT & PRESERVATION	0216		\$ -	\$ 1,482,153.82	\$ 830,039.36	\$ -	\$ -	\$ 2,312,193.18
RECORDS MNGMT-COUNTY	0220		\$ -	\$ -	\$ -	\$ -	\$ -	\$ -
ELECTION SERVICES	0240		\$ -	\$ -	\$ 153,413.59	\$ -	\$ -	\$ 153,413.59
STOP SCU-FORFEITURES	0300		\$ -	\$ -	\$ 144,890.61	\$ -	\$ -	\$ 144,890.61
RECORDS ARCHIVE-CC	0450		\$ -	\$ 206,058.05	\$ 218,188.23	\$ -	\$ -	\$ 424,246.28
CC RECORDS PRESERVATION	0480		\$ -	\$ -	\$ 98,866.54	\$ -	\$ -	\$ 98,866.54
CAPITAL MURDER	0530		\$ 244,732.14	\$ 344,406.43	\$ 830,039.36	\$ -	\$ -	\$ 1,419,177.93
INDIGENT HEALTH CARE	0550		\$ -	\$ 1,071,613.56	\$ 1,871,828.42	\$ -	\$ -	\$ 2,943,441.98
RIGHT OF WAY	0600		\$ 963,036.83	\$ 174,400.74	\$ 132,106.13	\$ -	\$ -	\$ 1,269,543.70
EQUIP DEBT FUND	0850		\$ -	\$ -	\$ -	\$ -	\$ -	\$ -
PRE-TRAIL BOND SUPER	1020		\$ -	\$ -	\$ 17,898.29	\$ -	\$ -	\$ 17,898.29
BURLESON SUB CH	7061		\$ -	\$ -	\$ -	\$ -	\$ -	\$ -
SHERIFF OFFICE RENOVATION	7062		\$ -	\$ -	\$ -	\$ -	\$ -	\$ -
ARPA	8820		\$ -	\$ -	\$ 4,439,357.58	\$ -	\$ 13,356,695.19	\$ 17,796,052.77
			\$ 16,704,101.35	\$ 8,541,491.45	\$ 19,563,238.70	\$ 8,511,317.16	\$ 40,835,585.99	\$ 94,155,734.65

JOHNSON COUNTY FIXED INCOME INVESTMENT SUMMARY BY FUND AS OF 9/30/2023		
COUNTY	BOOK VALUE	MARKET VALUE
0100	\$ 23,154,000.00	\$ 22,527,742.33
0150	\$ 124,500.00	\$ 122,344.91
0160	\$ 249,000.00	\$ 235,554.00
0170	\$ -	\$ -
0180	\$ 373,500.00	\$ 362,791.76
0530	\$ 249,000.00	\$ 244,732.14
0550	\$ -	\$ -
0600	\$ 997,000.00	\$ 963,036.83
	\$ 25,147,000.00	\$ 25,215,418.51

Matured/Called

JOHNSON COUNTY INVESTMENTS WITH MULTI-BANK SECURITIES						
ACCOUNT NAME	COUNTY	CUSIP#	SETTLEMENT DATE	MATURITY DATE	MBS June 30, 2023	MBS September 30, 2023
BOOK VALUE	0100	38149MWB5	5/5/2021	8/7/2023	\$ 249,000.00	\$ -
MARKET VALUE					\$ 247,732.59	\$ -
BOOK VALUE	0100	872308ET4	8/25/2021	8/25/2023	\$ 249,000.00	\$ -
MARKET VALUE					\$ 247,105.11	\$ -
BOOK VALUE	0100	3133EL5I9	9/1/2020	9/1/2023	\$ 505,000.00	\$ -
MARKET VALUE					\$ 500,465.10	\$ -
BOOK VALUE	0100	3130AK3E4	9/8/2020	9/8/2023	\$ 500,000.00	\$ -
MARKET VALUE					\$ 495,040.00	\$ -
BOOK VALUE	0550	31422BW97	9/29/2020	9/29/2023	\$ 250,000.00	\$ -
MARKET VALUE					\$ 246,852.50	\$ -
BOOK VALUE	0150/0180	05580AYG3	1/29/2021	1/29/2024	\$ 249,000.00	\$ 249,000.00
MARKET VALUE					\$ 241,878.60	\$ 244,689.81
BOOK VALUE	0530	20415QHL6	1/29/2021	1/29/2024	\$ 249,000.00	\$ 249,000.00
MARKET VALUE					\$ 241,766.55	\$ 244,732.14
BOOK VALUE		31762FAB5	2/10/2023	2/9/2024	\$ 248,000.00	\$ 248,000.00
MARKET VALUE					\$ 247,367.60	\$ 247,508.96
BOOK VALUE	0100	889538AT1	2/26/2021	2/26/2024	\$ 249,000.00	\$ 249,000.00
MARKET VALUE					\$ 240,783.00	\$ 243,733.65
BOOK VALUE	0100	90352RCF0	2/28/2022	2/28/2024	\$ 249,000.00	\$ 249,000.00
MARKET VALUE					\$ 242,730.18	\$ 244,933.83
BOOK VALUE	0100	02589ABL5	3/2/2022	3/4/2024	\$ 240,000.00	\$ 240,000.00
MARKET VALUE					\$ 234,052.80	\$ 236,066.40
BOOK VALUE	0100	319267HZ6	3/17/2021	3/18/2024	\$ 249,000.00	\$ 249,000.00
MARKET VALUE					\$ 240,212.79	\$ 243,066.33
BOOK VALUE	0100	178581AC8	3/30/2021	3/28/2024	\$ 249,000.00	\$ 249,000.00
MARKET VALUE					\$ 240,008.61	\$ 242,872.11
BOOK VALUE	0100	066519QU6	3/31/2021	4/1/2024	\$ 249,000.00	\$ 249,000.00
MARKET VALUE					\$ 239,971.26	\$ 242,797.41
BOOK VALUE	0180	649447UP2	6/3/2021	6/3/2024	\$ 249,000.00	\$ 249,000.00
MARKET VALUE					\$ 237,603.27	\$ 240,446.85

ACCOUNT NAME	COUNTY FUND	CUSIP#	SETTLEMENT DATE	MATURITY DATE	MBS	
					June 30, 2023	September 30, 2023
BOOK VALUE	0600	90348JQ52	7/21/2021	7/22/2024	\$ 249,000.00	\$ 249,000.00
MARKET VALUE					\$ 236,375.70	\$ 238,965.30
BOOK VALUE	0600	88241TLS7	7/30/2021	7/30/2024	\$ 249,000.00	\$ 249,000.00
MARKET VALUE					\$ 235,982.28	\$ 238,579.35
BOOK VALUE	0100	856285XA4	8/30/2021	8/30/2024	\$ 249,000.00	\$ 249,000.00
MARKET VALUE					\$ 235,479.30	\$ 237,862.23
BOOK VALUE	0100	89235MLN9	9/9/2021	9/9/2024	\$ 249,000.00	\$ 249,000.00
MARKET VALUE					\$ 235,267.65	\$ 237,575.88
BOOK VALUE	0100	87165GH39	10/15/2021	10/15/2024	\$ 249,000.00	\$ 249,000.00
MARKET VALUE					\$ 234,291.57	\$ 236,525.10
BOOK VALUE	0600	45780PBB0	10/28/2021	10/28/2024	\$ 249,000.00	\$ 249,000.00
MARKET VALUE					\$ 233,845.86	\$ 236,007.18
BOOK VALUE	0100	39573LCB2	11/23/2021	11/22/2024	\$ 249,000.00	\$ 249,000.00
MARKET VALUE					\$ 233,293.08	\$ 235,392.15
BOOK VALUE	0160	14042RQD6	11/24/2021	11/25/2024	\$ 249,000.00	\$ 249,000.00
MARKET VALUE					\$ 233,449.95	\$ 235,554.00
BOOK VALUE	0100	538036TK0	12/10/2021	12/10/2024	\$ 249,000.00	\$ 249,000.00
MARKET VALUE					\$ 232,934.52	\$ 234,978.81
BOOK VALUE	0100	07371AWR0	2/9/2022	2/5/2025	\$ 248,000.00	\$ 248,000.00
MARKET VALUE					\$ 232,155.28	\$ 233,782.16
BOOK VALUE		33715LEN6	2/17/2023	2/18/2025	\$ 248,000.00	\$ 248,000.00
MARKET VALUE					\$ 245,706.00	\$ 245,348.88
BOOK VALUE	0100	07371CJ42	3/2/2022	2/26/2025	\$ 247,000.00	\$ 247,000.00
MARKET VALUE					\$ 232,627.07	\$ 234,005.33
BOOK VALUE	0100	20825WCS7	9/1/2023	9/1/2026		\$ 248,000.00
MARKET VALUE						\$ 246,960.88
BOOK VALUE	0100	356436AQ8	9/19/2023	9/18/2026		\$ 248,000.00
MARKET VALUE						\$ 247,682.56
BOOK VALUE	0600	3133EMCQ3	10/13/2020	10/13/2023	\$ 250,000.00	\$ 250,000.00
MARKET VALUE					\$ 246,260.00	\$ 249,485.00
BOOK VALUE	0100	3133EMFB3	11/2/2020	11/2/2023	\$ 250,000.00	\$ 250,000.00
MARKET VALUE					\$ 245,582.50	\$ 248,812.50
BOOK VALUE	0100	3133EMFN7	11/3/2020	11/3/2023	\$ 250,000.00	\$ 250,000.00
MARKET VALUE					\$ 245,530.00	\$ 248,772.50
BOOK VALUE	0100	3134GW7K6	11/3/2020	11/3/2023	\$ 300,000.00	\$ 300,000.00
MARKET VALUE					\$ 294,666.00	\$ 298,674.00
BOOK VALUE	0100	3134GXAY0	11/13/2020	11/13/2023	\$ 700,000.00	\$ 700,000.00
MARKET VALUE					\$ 687,169.00	\$ 695,891.00
BOOK VALUE	0100	3133EMLT7	12/28/2020	12/28/2023	\$ 500,000.00	\$ 500,000.00
MARKET VALUE					\$ 487,045.00	\$ 493,650.00
BOOK VALUE	0100	3133EMSD5	3/1/2021	3/1/2024	\$ 1,000,000.00	\$ 1,000,000.00
MARKET VALUE					\$ 965,010.00	\$ 978,310.00
BOOK VALUE	0100	3133EMYR7	5/6/2021	5/6/2024	\$ 750,000.00	\$ 750,000.00
MARKET VALUE					\$ 717,780.00	\$ 727,147.50
BOOK VALUE	0100	3130AQTk9	2/28/2022	5/28/2024	\$ 500,000.00	\$ 500,000.00
MARKET VALUE					\$ 481,135.00	\$ 486,815.00
BOOK VALUE	0100	3130APW92	12/3/2021	6/3/2024	\$ 500,000.00	\$ 500,000.00
MARKET VALUE					\$ 478,900.00	\$ 484,455.00
BOOK VALUE	0100	3130AMK24	6/10/2021	6/10/2024	\$ 1,000,000.00	\$ 1,000,000.00
MARKET VALUE					\$ 952,730.00	\$ 964,870.00
BOOK VALUE	0100	3130AMV82	7/12/2021	7/12/2024	\$ 1,000,000.00	\$ 1,000,000.00
MARKET VALUE					\$ 948,360.00	\$ 960,170.00

ACCOUNT NAME	COUNTY	CUSIP#	SETTLEMENT	MATURITY	MBS	
	FUND		DATE	DATE	June 30, 2023	September 30, 2023
BOOK VALUE	0100	3130AMXQ0	7/12/2021	7/12/2024	\$ 500,000.00	\$ 500,000.00
MARKET VALUE					\$ 474,795.00	\$ 480,555.00
BOOK VALUE	0100	3130AMXL1	7/15/2021	7/15/2024	\$ 500,000.00	\$ 500,000.00
MARKET VALUE					\$ 474,745.00	\$ 480,460.00
BOOK VALUE	0100	3130ANG61	8/16/2021	8/16/2024	\$ 1,000,000.00	\$ 1,000,000.00
MARKET VALUE					\$ 944,920.00	\$ 956,430.00
BOOK VALUE	0100	3130APB20	10/22/2021	10/22/2024	\$ 500,000.00	\$ 500,000.00
MARKET VALUE					\$ 469,420.00	\$ 474,710.00
BOOK VALUE	0100	3130APMB8	11/22/2021	11/22/2024	\$ 500,000.00	\$ 500,000.00
MARKET VALUE					\$ 467,910.00	\$ 473,695.00
BOOK VALUE		3130AQEG4	1/10/2022	1/10/2025	\$ 500,000.00	\$ 500,000.00
MARKET VALUE					\$ 468,470.00	\$ 471,915.00
FUNDS IN CASH ACCT PERSHING					\$ -	\$ 759,216.55
BOOK VALUE					\$ 17,717,000.00	\$ 16,460,000.00
MARKET VALUE					\$ 17,015,405.72	\$ 16,704,101.35

JOHNSON COUNTY INVESTMENT WITH AMERPRISE FINANCIAL						
ACCOUNT NAME	COUNTY	CUSIP#	SETTLEMENT	MATURITY	AMERPRISE	
	FUND		DATE	DATE	June 30, 2023	September 30, 2023
BOOK VALUE	0100	912828S92	4/5/2022	7/31/2023	\$ 1,000,000.00	
MARKET VALUE					\$ 996,960.00	
BOOK VALUE	0100	48128WTH8	5/6/2022	8/4/2023	\$ 247,000.00	
MARKET VALUE					\$ 242,060.00	
BOOK VALUE	0100	912828X70	5/2/2022	4/30/2024	\$ 250,000.00	\$ 250,000.00
MARKET VALUE					\$ 243,007.50	\$ 245,097.50
BOOK VALUE	0100	880591ER9	6/10/2022	9/15/2024	\$ 250,000.00	\$ 250,000.00
MARKET VALUE					\$ 242,420.00	\$ 243,805.00
BOOK VALUE	0100	61773TKS1	9/29/2022	9/27/2024	\$ 249,000.00	\$ 249,000.00
MARKET VALUE					\$ 245,369.58	\$ 245,521.47
BOOK VALUE	0100	3130ATH75	9/30/2022	9/30/2024	\$ 500,000.00	\$ 500,000.00
MARKET VALUE					\$ 494,120.00	\$ 495,285.00
BOOK VALUE	0100	3130AQHR7	1/28/2022	10/28/2024	\$ 1,000,000.00	\$ 1,000,000.00
MARKET VALUE					\$ 944,780.00	\$ 954,190.00
BOOK VALUE	0100	912828YY0	5/2/2022	12/31/2024	\$ 250,000.00	\$ 250,000.00
MARKET VALUE					\$ 237,637.50	\$ 239,200.00
BOOK VALUE	0100	32026UUS3	7/21/2023	1/21/2025		\$ 243,000.00
MARKET VALUE						\$ 241,721.82
BOOK VALUE	0100	48266PCS9	7/21/2023	1/21/2025		\$ 249,000.00
MARKET VALUE						\$ 247,234.59
BOOK VALUE	0100	02007GQR7	5/5/2022	5/5/2025	\$ 246,000.00	\$ 246,000.00
MARKET VALUE					\$ 235,367.88	\$ 236,032.08
BOOK VALUE	0100	06740KPY7	5/4/2022	5/5/2025	\$ 246,000.00	\$ 246,000.00
MARKET VALUE					\$ 234,930.00	\$ 235,655.70
BOOK VALUE	0100	254673C46	5/4/2022	5/5/2025	\$ 246,000.00	\$ 246,000.00
MARKET VALUE					\$ 234,930.00	\$ 235,655.70
BOOK VALUE	0100	3134GXRG1	5/12/2022	5/12/2025	\$ 500,000.00	\$ 500,000.00
MARKET VALUE					\$ 481,830.00	\$ 481,775.00
BOOK VALUE	0100	61768EJV6	5/26/2022	5/27/2025	\$ 246,000.00	\$ 246,000.00
MARKET VALUE					\$ 235,707.36	\$ 236,265.78
BOOK VALUE	0100	3133ENYP9	6/9/2022	6/9/2025	\$ 500,000.00	\$ 500,000.00
MARKET VALUE					\$ 481,565.00	\$ 481,650.00
BOOK VALUE	0100	14042THM2	7/7/2022	7/7/2025	\$ 245,000.00	\$ 245,000.00
MARKET VALUE					\$ 235,653.25	\$ 235,952.15

ACCOUNT NAME	COUNTY	CUSIP#	SETTLEMENT	MATURITY	MBS	MBS
	FUND		DATE	DATE	June 30, 2023	September 30, 2023
BOOK VALUE	0100	27002YGD2	7/21/2023	7/21/2025		\$ 249,000.00
MARKET VALUE						\$ 246,634.50
BOOK VALUE	0100	66476QDZ8	7/19/2023	7/21/2025		\$ 243,000.00
MARKET VALUE						\$ 240,480.09
BOOK VALUE	0100	3130ASN88	7/28/2022	7/28/2025	\$ 250,000.00	\$ 250,000.00
MARKET VALUE					\$ 242,687.50	\$ 242,410.00
BOOK VALUE	0100	949764EJ9	8/8/2023	8/8/2025		\$ 249,000.00
MARKET VALUE						\$ 246,599.64
BOOK VALUE	0100	05600XUP3	8/9/2023	8/11/2025		\$ 243,000.00
MARKET VALUE						\$ 240,436.35
BOOK VALUE	0100	3134GXX41	9/22/2022	9/22/2025	\$ 500,000.00	\$ 500,000.00
MARKET VALUE					\$ 485,640.00	\$ 486,930.00
BOOK VALUE	0100	13135NAU4	11/4/2022	11/4/2025	\$ 249,000.00	\$ 249,000.00
MARKET VALUE					\$ 246,221.16	\$ 245,767.98
BOOK VALUE	0100	12547CBR8	6/14/2023	6/15/2026	\$ 244,000.00	\$ 244,000.00
MARKET VALUE					\$ 239,032.16	\$ 239,141.96
BOOK VALUE	0100	23204HPA0	6/14/2023	6/15/2026	\$ 244,000.00	\$ 244,000.00
MARKET VALUE					\$ 239,364.00	\$ 239,446.96
BOOK VALUE	0100	062119CB6	7/28/2023	7/28/2026		\$ 249,000.00
MARKET VALUE						\$ 246,778.92
BOOK VALUE	0100	307811HD4	7/31/2023	7/31/2026		\$ 249,000.00
MARKET VALUE						\$ 244,283.94
BOOK VALUE	0100	320437AC0	8/4/2023	8/4/2026		\$ 249,000.00
MARKET VALUE						\$ 244,607.64
BOOK VALUE	0100	88423MAC9	8/11/2023	8/11/2026		\$ 249,000.00
MARKET VALUE						\$ 244,933.83
CASH AND CASH INVESTMENTS						\$ 47,823.56
BOOK VALUE					\$ 7,462,000.00	\$ 8,687,000.00
MARKET VALUE					\$ 7,239,282.89	\$ 8,511,317.16

JOHNSON COUNTY INVESTMENTS WITH TEXAS CLASS				
Market Value = Book Value				
ACCOUNT NAME	COUNTY FUND	Texas Class		
		June 30, 2023	September 30, 2023	
GENERAL	0100	\$ 2,584,016.91	\$ 2,618,652.41	
R&B1	0150	\$ 508,762.64	\$ 515,581.96	
R&B2	0160	\$ 928,255.06	\$ 940,697.16	
R&B3	0170	\$ 209,405.53	\$ 212,212.35	
R&B4	0180	\$ 962,809.71	\$ 975,714.97	
RECORDS MNGMT-CC	0210			
RECORDS MGMT & PRESERVATION	0216	\$ 1,462,550.17	\$ 1,482,153.82	
RECORDS MNGMT-COUNTY	0220			
ELECTION SERVICES	0240			
STOP SCU-FORFEITURES	0300			
STOP SCU-SEIZURES	0320			
RECORDS ARCHIVE-CC	0450	\$ 203,332.63	\$ 206,058.05	
CC RECORDS PRESERVATION	0480			
CAPITAL MURDER	0530	\$ 339,851.16	\$ 344,406.43	
INDIGENT HEALTH CARE	0550	\$ 1,057,439.92	\$ 1,071,613.56	
RIGHT OF WAY	0600	\$ 172,094.06	\$ 174,400.74	
EQUIP DEBT FUND	0850			
PRE-TRAIL BOND SUPER	1020			
BURLESON SUB CH	7061			
		\$ 8,428,517.79	\$ 8,541,491.45	

JOHNSON COUNTY INVESTMENTS WITH TEXPOOL			
Market Value = Book Value			
ACCOUNT NAME	COUNTY	TexPool	
	FUND	June 30, 2023	September 30, 2023
GENERAL	0100	\$ 12,886,128.65	\$ 5,975,363.43
R&B1	0150	\$ 711,978.09	\$ 973,671.86
R&B2	0160	\$ 1,018,305.24	\$ 1,569,578.61
R&B3	0170	\$ 814,466.23	\$ 1,282,855.25
R&B4	0180	\$ 507,001.18	\$ 785,688.83
RECORDS MNGMT-CC	0210		
RECORDS MNGMT & PRESER CO CL	0212	\$ 146,004.80	\$ 239,452.61
RECORDS MGMT & PRESERVATION	0216	\$ 506,111.52	\$ 830,039.36
RECORDS MNGMT-COUNTY	0220		
ELECTION SERVICES	0240	\$ 93,543.02	\$ 153,413.59
STOP SCU-FORFEITURES	0300	\$ 88,346.18	\$ 144,890.61
STOP SCU-SEIZURES	0320		
RECORDS ARCHIVE-CC	0450	\$ 133,038.97	\$ 218,188.23
CC RECORDS PRESERVATION	0480	\$ 60,283.28	\$ 98,866.54
CAPITAL MURDER	0530	\$ 506,111.52	\$ 830,039.36
INDIGENT HEALTH CARE	0550	\$ 1,232,244.69	\$ 1,871,828.42
RIGHT OF WAY	0600	\$ 80,550.91	\$ 132,106.13
EQUIP DEBT FUND	0850		
PRE-TRAIL BOND SUPER	1020	\$ 10,913.37	\$ 17,898.29
BURLESON SUB CH	7061		
SHERIFF OFFICE RENOVATION	7062	\$ 51,484.06	\$ -
ARPA	8820	\$ 8,496,317.07	\$ 4,439,357.58
		\$ 27,342,828.78	\$ 19,563,238.70

JOHNSON COUNTY INVESTMENTS			
MONEY MARKET - FFB			
ACCOUNT NAME	COUNTY	MM - FFB	
	FUND	June 30, 2023	September 30, 2023
GENERAL	0100	\$ 30,834,650.53	\$ 27,478,890.80
ARPA	8820	\$ 14,418,813.06	\$ 13,356,695.19
		\$ 45,253,463.59	\$ 40,835,585.99

INVESTMENT INTEREST FOR 4TH QTR 2023						
ACCOUNT NAME	COUNTY		JULY	AUGUST	SEPTEMBER	TOTAL
	FUND					
GENERAL	0100		\$ 201,449.40	\$ 199,115.85	\$ 208,645.75	\$ 609,211.00
R&B1	0150		\$ 8,562.38	\$ 8,183.59	\$ 6,166.93	\$ 22,912.90
R&B2	0160		\$ 13,107.75	\$ 13,430.29	\$ 11,807.91	\$ 38,345.95
R&B3	0170		\$ 8,152.08	\$ 8,317.89	\$ 7,548.02	\$ 24,017.99
R&B4	0180		\$ 8,899.28	\$ 9,187.66	\$ 8,285.49	\$ 26,372.43
RECORDS MNGMT-CC	0210		\$ -	\$ -	\$ -	\$ -
RECORDS MGMT & PRESERVATION	0212		\$ 1,286.94	\$ 1,339.06	\$ 1,307.07	\$ 3,933.07
RECORDS MGMT & PRESERVATION	0216		\$ 10,892.02	\$ 11,302.17	\$ 11,043.07	\$ 33,237.26
RECORDS MNGMT-COUNTY	0220		\$ -	\$ -	\$ -	\$ -
ELECTION SERVICES	0240		\$ 824.52	\$ 857.91	\$ 837.42	\$ 2,519.85
STOP SCU-FORFEITURES	0300		\$ 778.72	\$ 810.25	\$ 790.90	\$ 2,379.87
RECORDS ARCHIVE-CC	0450		\$ 2,066.73	\$ 2,146.12	\$ 2,096.37	\$ 6,309.22
CC RECORDS PRESERVATION	0480		\$ 531.36	\$ 552.88	\$ 539.67	\$ 1,623.91
CAPITAL MURDER	0530		\$ 6,364.44	\$ 6,507.63	\$ 6,507.89	\$ 19,379.96
INDIGENT HEALTH CARE	0550		\$ 15,512.91	\$ 15,555.24	\$ 14,071.96	\$ 45,140.11
RIGHT OF WAY	0600		\$ 1,999.77	\$ 1,937.26	\$ 2,091.32	\$ 6,028.35
PRE-TRAIL BOND SUPER	1020		\$ 96.19	\$ 100.09	\$ 97.70	\$ 293.98
BURLESON SUB CH	7061		\$ -	\$ -	\$ -	\$ -
SHERIFF OFFICE RENOVATION	7062		\$ -	\$ -	\$ -	\$ -
ARPA	8820		\$ 87,154.58	\$ 92,123.19	\$ 83,727.90	\$ 263,005.67
			\$ 367,679.07	\$ 371,467.08	\$ 365,565.37	\$ 1,104,711.52