

COPY NOT COMPARED  
TO ORIGINAL

JOHNSON COUNTY COMMISSIONERS COURT



RICK BAILEY  
Commissioner Pct. #1

ROGER HARMON  
County Judge

JERRY D. STRINGER  
Commissioner Pct. #3

KENNY HOWELL  
Commissioner Pct. #2

Alison Hitchcock  
Assistant to Commissioner's Court

LARRY WOOLLEY  
Commissioner Pct. #4

ORDER NO. 2017-10

THE STATE OF TEXAS

§  
§  
§

APRIL 24, 2017

COUNTY OF JOHNSON

---

ORDER APPROVING THE JOHNSON COUNTY TREASURER'S REPORT

---

WHEREAS, *Section 114.026* of the Local Government Code requires a Treasurer's Report be submitted at least once a month to the Commissioners Court at a regular term; and

WHEREAS, the Johnson County Commissioners Court has compared and examined the Treasurer's Report submitted for approval on April 24, 2017 which is attached hereto as Exhibit A and has determined that the Treasurer's Report is correct.

IT IS THEREFORE ORDERED, that the Johnson County Treasurer's Report which is attached hereto as Exhibit A is approved as presented by the Johnson County Treasurer to the Commissioners Court of Johnson County, Texas and this Order Approving the Johnson County Treasurer's Report and attached Exhibit A are to be entered into the Minutes.

Filed For Record 9:30

APR 25 2017

Becky Ivey  
County Clerk, Johnson County Texas


BY Becky Ivey DEPUTY

GIVEN UNDER OUR HAND AND THE SEAL OF JOHNSON COUNTY THIS  
24th day of APRIL, 2017.




Roger Harmon, Johnson County Judge

Voted:  yes, \_\_\_ no, \_\_\_ abstained




Rick Bailey, Commissioner Pct #1

Voted: \_\_\_ yes, \_\_\_ no, \_\_\_ abstained




Kenny Howell, Commissioner Pct #2

Voted:  yes, \_\_\_ no, \_\_\_ abstained




Jerry D. Stringer, Commissioner Pct #3

Voted: \_\_\_ yes, \_\_\_ no, \_\_\_ abstained



Larry Woolley, Commissioner Pct #4

Voted:  yes, \_\_\_ no, \_\_\_ abstained

Attest:   
County Clerk



# Treasurers Financial Report

Debbie Rice CCT/CIO

County Treasurer & Chief Investment Officer

March 2017

## CASH & INVESTMENTS

### First Financial Bank Accounts

Account Number	Account Title	Beginning Balance	Deposits	Disbursements	Ending Balance	
XX-X619-8	General Fund	\$20,160,849.91	\$7,168,773.70	\$8,176,581.65	\$19,153,041.96	
NOW	xxxxxXX4588	General Fund Now Account	\$17,236,287.32	\$6,231.54	\$5,287.32	\$17,237,231.54
	XX-X654-5	Treasurer Clearing Account (CCC)	\$242,225.56	\$333,899.09	\$285,416.49	\$290,708.16
8610	XXXXX48311	Community Development Block Grant	\$0.00	\$0.00	\$0.00	\$0.00
<b>Total Checking</b>		<b>\$37,639,362.79</b>	<b>\$7,508,904.33</b>	<b>\$8,467,285.46</b>	<b>\$36,680,981.66</b>	

### Cash Balance by Fund

Fund	Account Title	Beginning Balance	Receipts	Disbursements	Ending Balance
0100	General Fund	\$9,101,175.75	\$3,524,188.65	\$5,692,601.30	\$6,932,763.10
0140	Law Library	\$161,420.48	\$76.92	\$11,077.31	\$150,420.09
0150	Road & Bridge #1	\$659,918.88	\$140,129.61	\$132,238.87	\$667,809.62
0160	Road & Bridge #2	\$1,068,191.96	\$120,563.00	\$94,577.04	\$1,094,177.92
0170	Road & Bridge #3	\$848,997.63	\$113,780.58	\$287,484.26	\$675,293.95
0180	Road & Bridge #4	\$1,245,090.14	\$120,534.53	\$152,949.31	\$1,212,675.36
0200	County Projects	\$23,462.15	\$35,511.37	\$0.00	\$58,973.52
0210	Records Mgt - Co Clerk	\$880,426.59	\$427.18	\$16,059.23	\$864,794.54
0220	Records Mgt - County	\$384,538.87	\$188.25	\$0.00	\$384,727.12
0225	Vital Statistic Preservation	\$109,118.40	\$0.00	\$0.00	\$109,118.40
0240	Election Services Contracts	\$300,571.14	\$579.73	\$0.00	\$301,150.87
0250	STOP Federal Forfeitures	\$4,421.54	\$2.16	\$0.00	\$4,423.70
0260	DA Forfeiture Funds	\$109,816.89	\$53.76	\$0.00	\$109,870.65
0270	JOCO Seizure Funds	\$5,714.34	\$2.80	\$0.00	\$5,717.14
0280	Sheriff Forfeiture Fund	\$9,870.52	\$4.83	\$0.00	\$9,875.35
0300	Special Crimes Ops	\$164,519.88	\$134.56	\$0.00	\$164,654.44
0320	Special Crimes Seizures	\$112,361.57	\$635.23	\$0.00	\$112,996.80
0330	JJAEP	\$162,031.20	\$8,935.62	\$18,600.90	\$152,365.92
0340	Juvenile Case Manager Fund	\$119,417.92	\$57.30	\$5,065.22	\$114,410.00
0350	Juvenile Probation Fees	\$28,897.55	\$886.04	\$0.00	\$29,783.59
0355	Unclaimed Juvenile Restitution Fund	\$315.22	\$0.15	\$0.00	\$315.37
0360	JP #1 Technology	\$140,183.75	\$68.62	\$37.99	\$140,214.38
0370	JP #2 Technology	\$49,311.75	\$24.13	\$37.99	\$49,297.89
0380	JP #3 Technology	\$73,083.72	\$35.78	\$37.99	\$73,081.51
0390	JP #4 Technology	\$97,411.46	\$47.69	\$0.00	\$97,459.15
0400	Courthouse Security	\$25,936.73	\$81.01	\$7,157.15	\$18,860.59
0410	Justice Court Security	\$80,997.02	\$38.50	\$3,849.75	\$77,185.77
0420	Custodial Funds	\$74,911.01	\$34.96	\$5,700.74	\$69,245.23
0450	Co Clerk Records Preservation	\$373,333.34	\$182.77	\$0.00	\$373,516.11
0460	Dist Clerk Records Preservation	\$64,200.04	\$31.43	\$0.00	\$64,231.47
0470	Cty & Dst Clerk Technology Fund	\$23,437.21	\$11.26	\$728.40	\$22,720.07
0480	Court Records Preservation Fund	\$218,091.72	\$106.77	\$0.00	\$218,198.49
0490	Dst Crk Records Technology Fund	\$109,553.39	\$53.63	\$0.00	\$109,607.02



Fund	Account Title	Beginning Balance	Receipts	Disbursements	Ending Balance
0500	Pecan Valley MHMR	\$0.00	\$0.00	\$0.00	\$0.00
0520	Disaster Recovery	\$35,482.51	\$0.00	\$35,482.51	\$0.00
0530	Capital Murder Fund	\$3,995.49	\$251,968.44	\$0.00	\$255,963.93
0550	Indigent Health Care	\$1,189,865.31	\$290,676.16	\$98,722.04	\$1,381,819.43
0590	Unclaimed Money	\$24,701.91	\$0.00	\$0.00	\$24,701.91
0600	Right of Way Fund	\$543.14	\$251,716.66	\$0.00	\$252,259.80
0720	Courthouse Restoration	\$61,075.48	\$29.90	\$0.00	\$61,105.38
0750	Equipment Purchase	\$352,954.21	\$169.79	\$35,192.97	\$317,931.03
0800	LEC Interest & Sinking	\$761,351.55	\$54,155.55	\$0.00	\$815,507.10
0850	Equipment Int. & Sinking Fund	\$18,386.93	\$343.26	\$0.00	\$18,730.19
0880	Criminal State Fees Fund	\$235,968.91	\$641.00	\$415.41	\$236,194.50
0890	Historical Commission	\$38,737.32	\$18.41	\$2,790.77	\$35,964.96
0970	Fee Officers Fund	(\$243,155.33)	\$645,151.23	\$22,100.44	\$379,895.46
1020	Pre-Trial Bond Supervision	\$108,851.33	\$12,435.26	\$9,291.16	\$111,995.43
1110	Special Crimes Ops	\$106,569.52	\$50.26	\$7,949.03	\$98,670.75
7010	Jail C5 Construction	\$31,241.00	\$11.48	\$12,725.00	\$18,527.48
7012	Jail C1 Construction	\$9,970.60	\$200,000.00	\$119,020.00	\$90,950.60
7050	Construction Projects	\$224,400.00	\$0.00	\$57,940.00	\$166,460.00
7060	Software Projects	\$75,437.09	\$1,000,033.15	\$949,349.56	\$126,120.68
8230	Emergency Ops Center Grant	\$0.00	\$0.00	\$0.00	\$0.00
8300	HAVA Grant	\$0.77	\$0.00	\$0.00	\$0.77
8400	Cities Readiness Grant	\$17,915.30	\$0.00	\$153.17	\$17,762.13
8710	Edward Byrne (JAG) Local Solicitation	\$0.00	\$0.00	\$0.00	\$0.00
8730	SO Body Cams	\$63,724.00	\$0.00	\$0.00	\$63,724.00
8760	2013-14 Byrne JAG - Crime Reporting	\$0.00	\$0.00	\$0.00	\$0.00
8770	2014-15 Byrne JAG - Crime Scene Van	\$0.00	\$0.00	\$0.00	\$0.00
9020	Juvenile Operations	\$0.00	\$65,491.12	\$65,491.12	\$0.00
9220	Community Supervision	\$0.00	\$328,379.68	\$328,379.68	\$0.00
9350	TCEQ LIP Grant	\$19,260.00	\$0.00	\$0.00	\$19,260.00
9380	Indigent Defense Formula Grant	\$153,461.06	\$75.13	\$0.00	\$153,536.19
9390	Indigent Defense Improvement Grant	\$39,382.05	\$18.40	\$3,375.34	\$36,025.11
9450	TCEQ Aircheck	\$0.00	\$0.00	\$0.00	\$0.00
<b>Total General Fund</b>		<b>\$20,160,849.91</b>	<b>\$7,168,773.70</b>	<b>\$8,176,581.65</b>	<b>\$19,153,041.96</b>

### FFB Trust and Asset Management Account Detail

Fund	Account Number	Account Title	% of Total	Interest Earned	Cash Equivalents	Govt/Agencies Bonds
B0100		General Fund	72.72727273%	\$14,135.23	\$ 67,398.08	\$ 7,981,109.65
B0150		Road & Bridge #1	4.54545455%	\$883.45	\$ 4,212.38	\$ 498,819.35
B0160		Road & Bridge #2	0.90909091%	\$176.69	\$ 842.48	\$ 99,763.87
B0170		Road & Bridge #3	2.72727273%	\$530.07	\$ 2,527.43	\$ 299,291.61
B0180		Road & Bridge #4	3.63636364%	\$706.76	\$ 3,369.90	\$ 399,055.48
B0210		Records Management - Clerk	2.72727273%	\$530.07	\$ 2,527.43	\$ 299,291.61
B0220		Records Management - County	0.90909091%	\$176.69	\$ 842.48	\$ 99,763.87
B0550		Indigent Health	5.45454545%	\$1,060.14	\$ 5,054.86	\$ 598,583.22
B0600		Right of Way	6.36363636%	\$1,236.83	\$ 5,897.33	\$ 698,347.09
				<b>\$19,435.93</b>	<b>\$ 92,672.37</b>	<b>\$ 10,974,025.75</b>
<b>Total Cash and Bonds</b>					<b>\$</b>	<b>\$ 11,066,698.12</b>

### TexasClass Detail

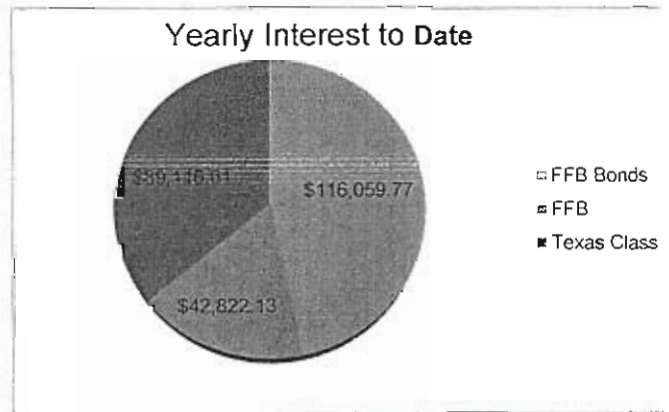
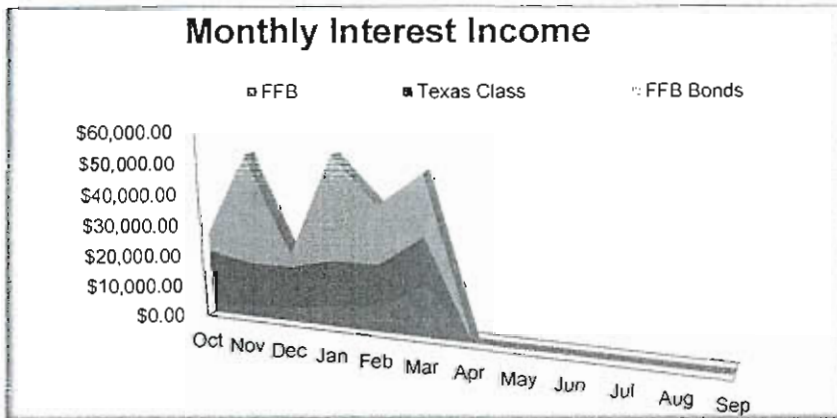
Fund	Account Number	Account Title	Beginning Balance	Deposits	Withdrawals	Ending Balance
TC0001	XXXXX-0263-0001	General Fund (0100)	\$2,108,260.65	\$1,780.62	\$0.00	\$2,110,041.27
TC0002	XXXXX-0263-0002	Road & Bridge #1 (0150)	\$1,817,898.86	\$1,535.38	\$0.00	\$1,819,434.24
TC0003	XXXXX-0263-0003	Road & Bridge #2 (0160)	\$947,395.40	\$800.16	\$0.00	\$948,195.56
TC0004	XXXXX-0263-0004	Road & Bridge #3 (0170)	\$1,351,581.28	\$1,141.55	\$0.00	\$1,352,722.83
TC0005	XXXXX-0263-0005	Road & Bridge #4 (0180)	\$1,219,588.68	\$1,030.07	\$0.00	\$1,220,618.75
TC0007	XXXXX-0263-0007	Indigent Healthcare (0550)	\$1,030,682.26	\$870.49	\$0.00	\$1,031,552.75
TC0008	XXXXX-0263-0008	Right of Way (0600)	\$508,202.92	\$429.22	\$0.00	\$508,632.14
TC0009	XXXXX-0263-0009	Jail C5 Construction (7010)	\$1,523,114.08	\$1,286.43	\$0.00	\$1,524,400.51
TC0010	XXXXX-0263-0010	CC Records Preservation (0450)	\$605,375.74	\$511.29	\$0.00	\$605,887.03
TC0011	XXXXX-0283-0011	Jail C1 Construction (7012)	\$4,621,206.24	\$3,875.13	\$200,000.00	\$4,425,081.37
TC0012	XXXXX-0263-0012	Capital Murder (0530)	\$882,030.59	\$744.97	\$0.00	\$882,775.56
TC0013	XXXXX-0263-0013	Software Projects (7060)	\$1,087,345.60	\$778.62	\$1,000,000.00	\$88,124.22
TC0014	XXXXX-0263-0014	Equipment I&S (0850)	\$363,290.69	\$306.84	\$0.00	\$363,597.53
<b>Total Texas CLASS</b>			<b>\$18,065,972.99</b>	<b>\$15,090.77</b>	<b>\$1,200,000.00</b>	<b>\$16,881,063.76</b>

See Appendix A for details

#### Certificates of Deposit

Fund	Account Title	Face Value
CD0100	General Fund	\$2,250,000.00

See Appendix B for details



### Outstanding Indebtedness

Description	Outstanding Amount	Last Payment Amount	Next Payment Due
Johnson County GO Refunding Bonds Series 2007	\$6,285,000.00	\$1,845,356.25	8/15/2017
Johnson County Tax Notes -Series 2013	\$2,890,000.00	\$434,984.50	5/15/2017
Johnson County CO Series 2015 (Jail Cionstruction)	\$ 20,605,000.00	939,501.65	8/15/2017

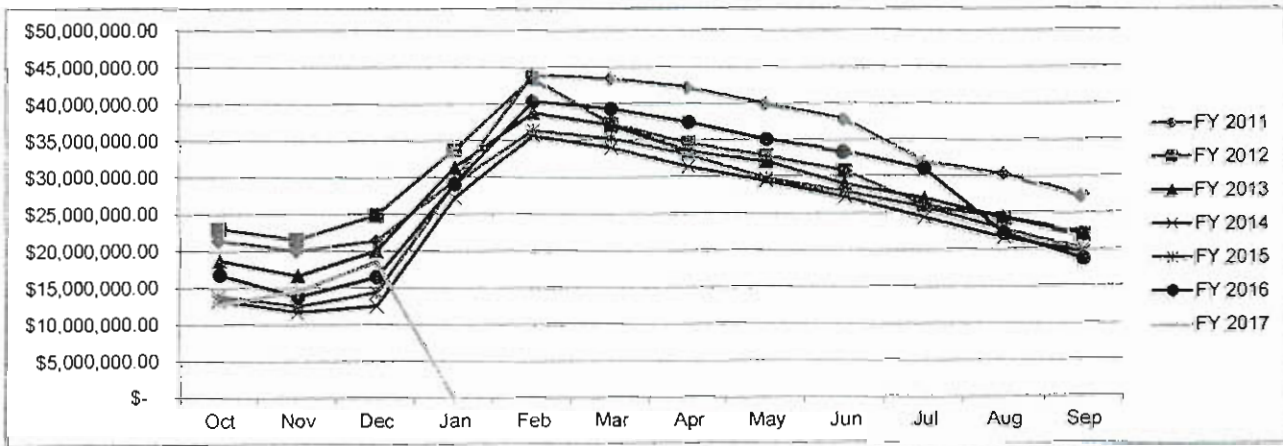


Combined Statement of Cash Position

FUND	ACCOUNT NAME	FUND TOTAL	POOL FUNDS	INVESTMENTS	FUND TOTAL
0100	General Fund	\$24,169,994.64	\$2,110,041.27	\$ 10,231,109.65	\$36,511,145.56
0140	Law Library	\$150,420.09	\$0.00	\$0.00	\$150,420.09
0150	Road & Bridge #1	\$667,809.62	\$1,819,434.24	\$498,819.35	\$2,986,063.21
0160	Road & Bridge #2	\$1,094,177.92	\$948,195.56	\$99,763.87	\$2,142,137.35
0170	Road & Bridge #3	\$675,293.95	\$1,352,722.83	\$299,291.61	\$2,327,308.39
0180	Road & Bridge #4	\$1,212,675.36	\$1,220,618.75	\$399,055.48	\$2,832,349.59
0200	County Projects	\$58,973.52	\$0.00	\$0.00	\$58,973.52
0210	Records Mgt - Co Clerk	\$864,794.54	\$0.00	\$299,291.61	\$1,164,086.15
0220	Records Mgt - County	\$384,727.12	\$0.00	\$99,763.87	\$484,490.99
0225	Vital Statistics Preservation	\$109,118.40	\$0.00	\$0.00	\$109,118.40
0240	Election Services Contracts	\$301,150.87	\$0.00	\$0.00	\$301,150.87
0250	STOP Federal Forfeitures	\$4,423.70	\$0.00	\$0.00	\$4,423.70
0260	DA Forfeiture Funds	\$109,870.65	\$0.00	\$0.00	\$109,870.65
0270	JOCO Seizure Funds	\$5,717.14	\$0.00	\$0.00	\$5,717.14
0280	Sheriff Forfeiture Fund	\$9,875.35	\$0.00	\$0.00	\$9,875.35
0300	Special Crimes Ops	\$164,654.44	\$0.00	\$0.00	\$164,654.44
0320	Special Crimes Seizures	\$112,996.80	\$0.00	\$0.00	\$112,996.80
0330	JJAEP	\$152,365.92	\$0.00	\$0.00	\$152,365.92
0340	Juvenile Case Manager Fund	\$114,410.00	\$0.00	\$0.00	\$114,410.00
0350	Juvenile Probation Fees	\$29,783.59	\$0.00	\$0.00	\$29,783.59
0355	Unclaimed Juvenile Restitution Fund	\$315.37	\$0.00	\$0.00	\$315.37
0360	JP #1 Technology	\$140,214.38	\$0.00	\$0.00	\$140,214.38
0370	JP #2 Technology	\$49,297.89	\$0.00	\$0.00	\$49,297.89
0380	JP #3 Technology	\$73,081.51	\$0.00	\$0.00	\$73,081.51
0390	JP #4 Technology	\$97,459.15	\$0.00	\$0.00	\$97,459.15
0400	Courthouse Security	\$18,860.59	\$0.00	\$0.00	\$18,860.59
0410	Justice Court Security	\$77,185.77	\$0.00	\$0.00	\$77,185.77
0420	Custodial Funds	\$69,245.23	\$0.00	\$0.00	\$69,245.23
0450	Co Clerk Records Preservation	\$373,516.11	\$605,887.03	\$0.00	\$979,403.14
0460	Dist Clerk Records Preservation	\$64,231.47	\$0.00	\$0.00	\$64,231.47
0470	Cty & Dst Clerk Technology Fund	\$22,720.07	\$0.00	\$0.00	\$22,720.07
0480	City & Dst Clerk Technology Fund	\$218,198.49	\$0.00	\$0.00	\$218,198.49
0490	Court Records Preservation Fund	\$109,607.02	\$0.00	\$0.00	\$109,607.02
0500	Pecan Valley MHMR	\$0.00	\$0.00	\$0.00	\$0.00
0520	Disaster Recovery	\$0.00	\$0.00	\$0.00	\$0.00
0530	Capital Murder Fund	\$255,963.93	\$882,775.56	\$0.00	\$1,138,739.49
0550	Indigent Health Care	\$1,381,819.43	\$1,031,552.75	\$ 598,583.22	\$3,011,955.40
0590	Unclaimed Money	\$24,701.91	\$0.00	\$0.00	\$24,701.91
0600	Right of Way Fund	\$252,259.80	\$508,632.14	\$ 698,347.09	\$1,459,239.03
0720	Courthouse Restoration	\$61,105.38	\$0.00	\$0.00	\$61,105.38
0750	Equipment Purchase	\$317,931.03	\$0.00	\$0.00	\$317,931.03
0800	LEC Interest & Sinking	\$815,507.10	\$0.00	\$0.00	\$815,507.10
0850	Equipment Int. & Sinking Fund	\$18,730.19	\$363,597.53	\$0.00	\$382,327.72
0880	Criminal State Fees Fund	\$236,194.50	\$0.00	\$0.00	\$236,194.50
0890	Historical Commission	\$35,964.96	\$0.00	\$0.00	\$35,964.96
0970	Fee Officers Fund	\$379,895.46	\$0.00	\$0.00	\$379,895.46



FUND	ACCOUNT NAME	CHECKING	POOLS FUNDS	INVESTMENTS	FUND TOTAL
1020	Pre-Trial Bond Supervision	\$111,995.43	\$0.00	\$0.00	\$111,995.43
1110	Special Crimes Ops	\$98,670.75	\$0.00	\$0.00	\$98,670.75
7010	Jail C5 Construction	\$18,527.48	\$1,524,400.51	\$0.00	\$1,542,927.99
7012	Jail C1 Construction	\$90,950.60	\$4,425,081.37	\$0.00	\$4,516,031.97
7050	Software Projects	\$166,460.00	\$88,124.22	\$0.00	\$254,584.22
7060	Emergency Ops Center Grant	\$126,120.68	\$0.00	\$0.00	\$126,120.68
8230	Cities Readiness Grant	\$0.00	\$0.00	\$0.00	\$0.00
8300	Edward Byrne (JAG) Local Solicitation	\$0.77	\$0.00	\$0.00	\$0.77
8400	Ed Byrne Memorial JAG Grant FY 10	\$17,762.13	\$0.00	\$0.00	\$17,762.13
8710	2013-14 Byrne JAG - Crime Reporting	\$0.00	\$0.00	\$0.00	\$0.00
8730	2014-15 Byrne JAG - Crime Scene Van	\$63,724.00	\$0.00	\$0.00	\$63,724.00
8760	Indigent Defense Formula Grant	\$0.00	\$0.00	\$0.00	\$0.00
8770	Indigent Defense Improvement Grant	\$0.00	\$0.00	\$0.00	\$0.00
9020	Juvenile Operations	\$0.00	\$0.00	\$0.00	\$0.00
9220	Community Supervision	\$0.00	\$0.00	\$0.00	\$0.00
9350	TCEQ LIP Grant	\$19,260.00	\$0.00	\$0.00	\$19,260.00
9380	Indigent Defense Formula Grant	\$153,536.19	\$0.00	\$0.00	\$153,536.19
9390	Indigent Defense Improvement Grant	\$36,025.11	\$0.00	\$0.00	\$36,025.11
9450	TCEQ Aircheck	\$0.00	\$0.00	\$0.00	\$0.00
<b>Grand Total</b>		<b>\$36,390,273.50</b>	<b>\$16,881,063.76</b>	<b>\$ 13,224,025.75</b>	<b>\$66,495,363.01</b>



First Financial Bank / Pledged Collateral:		Orig Face Value	Par Value	Book Value	Market Value
as of	County	\$48,325,000.00	\$47,400,966.75	\$48,657,420.40	\$49,979,325.65
31-Mar-17	Tax Office	\$3,040,000.00	\$3,040,000.00	\$3,043,865.09	\$3,101,704.20
<b>Totals</b>		<b>\$51,365,000.00</b>	<b>\$50,440,966.75</b>	<b>\$51,701,285.49</b>	<b>\$53,081,029.85</b>

LOCAL GOVERNMENT CODE: 134.026  
 COUNTY TREASURER'S REPORT TO COMMISSIONERS COURT AT REGULAR TERM.  
 (a) At least once a month at a regular term of the commissioners court, the county treasurer shall make a detailed report of:  
 (1) money received and disbursed;  
 (2) debts due to and owed by the county; and  
 (3) all other proceedings in the treasurer's office.


I certify the information in this report is true and correct to the best of my knowledge.





*Debbie Rice*  
 Debbie Rice, CCT/CIO  
 Johnson County Treasurer


*4/7/17*  
 Date


IN ACCORDANCE with Section 114.026, Local Government Code, we the undersigned, constituting the entire Commissioners Court of said County, certify that on the 24<sup>th</sup> day of April, 2017, at the Regular term of Court, we compared and examined the monthly report of Debbie Rice, Treasurer of Johnson County, for MARCH 2017, and finding the same correct, entered an order in the Minutes approving said Report, which states total cash and other assets on hand as \$66,495,363.01

  
Roger Harmon, County Judge


  
Rick Bailey, Commissioner, Pct 1

  
Kenny Howell, Commissioner Pct. 2

  
Jerry D. Stringer, Commissioner, Pct. 3

  
Larry Woolley, Commissioner Pct. 4

SWORN TO AND SUBSCRIBED BEFORE ME, by Roger Harmon, County Judge and County Commissioners of said Johnson County, each respectively, on this the 24<sup>th</sup> day of April, A.D. 2017

  
Becky Ivey, County Clerk and  
Clerk of the Commissioners Court in and for  
Johnson County, Texas.



FILED FOR RECORD THIS \_\_\_\_ DAY OF \_\_\_\_\_ A.D., 2017 and recorded in the minutes of the Court for the term in which the affidavits are filed on the \_\_\_\_ day of \_\_\_\_\_, A.D. 2017

Attest: Becky Ivey, County Clerk



**Appendix A**  
**Current Bond Holdings**

TYPE	RATE	MATURITY DATE	FACE VALUE	MARKET VALUE
CD	1.050%	12/07/17	\$ 249,000.00	\$249,000.00
CD	1.210%	06/08/18	\$ 249,000.00	\$249,000.00
CD	0.860	7/27/2017	\$ 249,000.00	\$249,000.00
CD	1.000	12/26/17	\$ 249,000.00	\$249,000.00
CD	1.150%	12/14/17	\$ 249,000.00	\$249,000.00
CD	1.000%	12.08/17	\$ 249,000.00	\$249,000.00
CD	1.050%	12/07/17	\$ 249,000.00	\$249,000.00
CD	0.95%	03/13/18	\$ 249,000.00	\$249,000.00
FHLB	4.875%	05/17/17	\$ 500,000.00	\$ 502,535.00
FHLMC	1.500%	01/17/20	\$ 500,000.00	\$ 499,205.00
FHLMC	5.50%	08/23/17	\$ 500,000.00	\$ 508,940.00
FNMA	0.875%	05/21/18	\$ 525,000.00	\$ 523,209.75
FNMA	1.750%	9/12/19	\$ 500,000.00	\$ 503,150.00
US Treas	1.500%	10/31/19	\$ 1,000,000.00	\$ 1,002,030.00
US Treas	1.625%	03/15/20	\$ 300,000.00	\$ 301,077.00
US Treas	1.25%	10/31/18	\$ 500,000.00	\$ 500,390.00
US Treas	1.500%	1/31/19	\$ 550,000.00	\$ 552,557.50
US Treas	1.500%	3/31/19	\$ 550,000.00	\$ 552,601.50
US Treas	1.500%	5/31/19	\$ 500,000.00	\$ 502,170.00
US Treas	1.500%	8/31/18	\$ 500,000.00	\$ 502,245.00
US Treas	1.625%	7/31/19	\$ 500,000.00	\$ 503,125.00
US Treas	2.375%	6/30/18	\$ 500,000.00	\$ 507,560.00
US Treas	2.375%	7/31/17	\$ 500,000.00	\$ 502,540.00
US Treas	2.875%	3/31/18	\$ 500,000.00	\$ 508,690.00
US Treas	4.250%	11/15/17	\$ 500,000.00	\$ 510,000.00
FSG FUND	N/A		\$ 88,547.37	\$ 88,547.37
CASH	N/A		\$ 4,125.00	\$ 4,125.00

**Appendix B**  
**Certificates of Deposit**

Fund	CUSIP #	Source	Face Value	Interest Rate	Matures	Bank
CD0100	XXXXXXKZ7	General Fund	\$ 250,000.00	0.70%	6/14/2017	Cathay Bk Los Angeles Calif
CD0100	XXXXXT2S1	General Fund	\$ 250,000.00	0.75%	9/13/2017	Beal Bank SSB
CD0100	XXXXXXEW8	General Fund	\$ 250,000.00	0.75%	9/14/2017	Lone Star Natl Bk Pharr Tex
CD0100	XXXXXXGF9	General Fund	\$ 250,000.00	0.85%	9/22/2017	Bank LEUMI USA New York
CD0100	XXXXXXU24	General Fund	\$ 250,000.00	1.40%	7/25/2018	Capital One Bk USA Natl Assn Glen Allen VA
CD0100	XXXXXXV83	General Fund	\$ 250,000.00	1.40%	7/26/2018	Ally Bk Midvale Utah
CD0100	XXXXX9CL7	General Fund	\$ 250,000.00	1.45%	3/29/2019	Isabella Bank
CD0100	XXXXXEAG4	General Fund	\$ 250,000.00	1.65%	3/31/2020	Convenant Bank
CD0100	XXXXX3EJ1	General Fund	\$ 250,000.00	1.40%	8/1/2018	Wells Fargo Bank