

JOHNSON COUNTY COMMISSIONERS COURT

Filed For Record 9:12 AM



MAY 23 2017

Becky Ivey
County Clerk, Johnson County Texas

BY ma DEPUTY

JERRY D. STRINGER
Commissioner Pct. #3

LARRY WOOLLEY
Commissioner Pct. #4

RICK BAILEY
Commissioner Pct. #1

ROGER HARMON
County Judge

Alison Hitchcock
Assistant to Commissioner's Court

KENNY HOWELL
Commissioner Pct. #2

ORDER NO. 2017-14

THE STATE OF TEXAS

§

MAY 22, 2017

§

COUNTY OF JOHNSON

§

ORDER APPROVING THE JOHNSON COUNTY TREASURER'S REPORT

WHEREAS, *Section 114.026* of the Local Government Code requires a Treasurer's Report be submitted at least once a month to the Commissioners Court at a regular term; and

WHEREAS, the Johnson County Commissioners Court has compared and examined the Treasurer's Report submitted for approval on May 22, 2017 which is attached hereto as Exhibit A and has determined that the Treasurer's Report is correct.

IT IS THEREFORE ORDERED, that the Johnson County Treasurer's Report which is attached hereto as Exhibit A is approved as presented by the Johnson County Treasurer to the Commissioners Court of Johnson County, Texas and this Order Approving the Johnson County Treasurer's Report and attached Exhibit A are to be entered into the Minutes.

**COPY NOT COMPARED
TO ORIGINAL**

Filed For Record

MAY 23 2017

County Clerk, Johnson County, Texas
DEPUTY



TO ORIGINAL
COPY NOT COMPARED

GIVEN UNDER OUR HAND AND THE SEAL OF JOHNSON COUNTY THIS
22nd day of MAY, 2017.



Roger Harmon, Johnson County Judge
Voted: yes, no, abstained



Rick Bailey, Commissioner Pct #1
Voted: yes, no, abstained



Kenny Howell, Commissioner Pct #2
Voted: yes, no, abstained



Jerry D. Stringer, Commissioner Pct #3
Voted: yes, no, abstained



Larry Woolley, Commissioner Pct #4
Voted: yes, no, abstained

Attest: 
County Clerk



Treasurers Financial Report


Debbie Rice CCT/CIO

County Treasurer & Chief Investment Officer

April 2017

CASH & INVESTMENTS

First Financial Bank Accounts



Account Number	Account Title	Beginning Balance	Deposits	Disbursements	Ending Balance
XX-X619-8	General Fund	\$19,153,041.96	\$4,431,743.42	\$9,658,825.48	\$13,925,959.90
NOW	xxxxXX4588	\$17,237,231.54	\$5,287.32	\$6,231.54	\$17,236,287.32
XX-X654-5	Treasurer Clearing Account (CCC)	\$290,708.16	\$279,021.43	\$320,719.12	\$249,010.47
8610	XXXXX48311	\$0.00	\$0.00	\$0.00	\$0.00
Total Checking		\$36,680,981.66	\$4,716,052.17	\$9,985,776.14	\$31,411,257.69

Cash Balance by Fund

Fund	Account Title	Beginning Balance	Receipts	Disbursements	Ending Balance
0100	General Fund	\$7,337,501.70	\$2,266,662.01	\$7,303,523.81	\$2,300,639.90
0140	Law Library	\$160,395.95	\$93.71	\$6,675.11	\$153,814.55
0150	Road & Bridge #1	\$667,809.62	\$66,560.68	\$112,797.53	\$621,572.77
0160	Road & Bridge #2	\$1,094,177.92	\$65,253.28	\$66,519.31	\$1,092,911.89
0170	Road & Bridge #3	\$675,293.95	\$71,119.62	\$145,609.30	\$600,804.27
0180	Road & Bridge #4	\$1,212,675.36	\$77,269.34	\$140,348.40	\$1,149,596.30
0200	County Projects	\$58,973.52	\$33.11	\$0.00	\$59,006.63
0210	Records Mgt - Co Clerk	\$895,117.30	\$500.42	\$11,534.31	\$884,083.41
0220	Records Mgt - County	\$389,077.30	\$218.47	\$0.00	\$389,295.77
0225	Vital Statistics Preservation	\$109,898.40	\$0.00	\$0.00	\$109,898.40
0240	Election Services Contracts	\$301,150.87	\$2,968.95	\$4,716.57	\$299,403.25
0250	STOP Federal Forfeitures	\$4,423.70	\$2.48	\$0.00	\$4,426.18
0260	DA Forfeiture Funds	\$109,870.65	\$562.32	\$0.00	\$110,432.97
0270	JOCO Seizure Funds	\$5,717.14	\$3.21	\$0.00	\$5,720.35
0280	Sheriff Forfeiture Fund	\$9,875.35	\$5.55	\$0.00	\$9,880.90
0300	Special Crimes Ops	\$164,654.44	\$189.50	\$0.00	\$164,843.94
0320	Special Crimes Seizures	\$112,996.80	\$63.45	\$0.00	\$113,060.25
0330	JJAEP	\$152,365.92	\$5,155.90	\$17,828.12	\$139,693.70
0340	Juvenile Case Manager Fund	\$118,485.76	\$65.88	\$3,719.86	\$114,831.78
0350	Juvenile Probation Fees	\$29,783.59	\$1,258.86	\$0.00	\$31,042.45
0355	Unclaimed Juvenile Restitution Fund	\$315.37	\$0.18	\$0.00	\$315.55
0360	JP #1 Technology	\$141,621.39	\$79.52	\$37.99	\$141,662.92
0370	JP #2 Technology	\$49,671.28	\$27.86	\$75.98	\$49,623.16
0380	JP #3 Technology	\$73,948.98	\$41.52	\$37.99	\$73,952.51
0390	JP #4 Technology	\$97,975.99	\$55.01	\$0.00	\$98,031.00
0400	Courthouse Security	\$26,334.06	\$12.15	\$7,860.13	\$18,486.08
0410	Justice Court Security	\$77,979.57	\$43.79	\$0.00	\$78,023.36
0420	Custodial Funds	\$70,105.23	\$39.27	\$250.00	\$69,894.50
0450	Co Clerk Records Preservation	\$404,026.11	\$226.86	\$0.00	\$404,252.97
0460	Dist Clerk Records Preservation	\$65,484.69	\$36.77	\$0.00	\$65,521.46
0470	Cty & Dst Clerk Technology Fund	\$23,234.60	\$11.64	\$5,258.76	\$17,987.48
0480	Court Records Preservation Fund	\$221,338.74	\$124.28	\$0.00	\$221,463.02
0490	Dst Crt Records Technology Fund	\$112,293.04	\$63.05	\$0.00	\$112,356.09
0500	Pecan Valley MHMR	\$0.00	\$0.00	\$0.00	\$0.00
0520	Disaster Recovery	\$0.00	\$0.00	\$0.00	\$0.00
0530	Capital Murder Fund	\$255,963.93	\$67,381.39	\$0.00	\$323,345.32
0550	Indigent Health Care	\$1,381,819.43	\$56,110.80	\$40,140.17	\$1,397,790.06
0590	Unclaimed Money	\$24,701.91	\$0.00	\$0.00	\$24,701.91
0600	Right of Way Fund	\$252,259.80	\$141.64	\$0.00	\$252,401.44
0720	Courthouse Restoration	\$61,105.38	\$34.31	\$0.00	\$61,139.69
0750	Equipment Purchase	\$317,931.03	\$168.20	\$51,630.00	\$266,469.23
0800	LEC Interest & Sinking	\$815,507.10	\$457.91	\$0.00	\$815,965.01
0850	Equipment Int. & Sinking Fund	\$18,730.19	\$10.52	\$0.00	\$18,740.71
0880	Criminal State Fees Fund	\$390,615.98	\$342.00	\$389,619.51	\$1,338.47
0890	Historical Commission	\$35,964.96	\$19.53	\$5,035.62	\$30,948.87
0970	Fee Officers Fund	(\$279,165.18)	\$585,342.53	\$18,745.89	\$287,431.46

	A	B	C	D	E	F	G
65	1020		Pre-Trial Bond Supervision	\$111,995.43	\$18,018.42	\$10,614.74	\$119,399.11
66	1110		Special Crimes Ops	\$98,670.75	\$54.18	\$4,104.28	\$94,620.65
67	7010		Jail C5 Construction	\$18,527.48	\$500,007.09	\$516,872.61	\$1,661.96
68	7012		Jail C1 Construction	\$90,950.60	\$341,000.00	\$389,551.37	\$42,399.23
69	7050		Construction Projects	\$166,460.00	\$0.00	\$10,340.00	\$156,120.00
70	7060		Software Projects	\$126,120.68	\$70.82	\$0.00	\$126,191.50
71	8230		Emergency Ops Center Grant	\$0.00	\$0.00	\$0.00	\$0.00
72	8300		HAVA Grant	\$0.77	\$0.00	\$0.00	\$0.77
73	8400		Cities Readiness Grant	\$17,762.13	\$5,855.01	\$1,381.59	\$22,235.55
74	8710		Edward Byrne (JAG) Local Solicitation	\$0.00	\$0.00	\$0.00	\$0.00
75	8730		SO Body Cams	\$63,724.00	\$0.00	\$0.00	\$63,724.00
76	8760		2013-14 Byrne JAG - Crime Reporting	\$0.00	\$0.00	\$0.00	\$0.00
77	8770		2014-15 Byrne JAG - Crime Scene Van	\$0.00	\$0.00	\$0.00	\$0.00
78	9020		Juvenile Operations	\$0.00	\$48,975.34	\$48,975.34	\$0.00
79	9220		Community Supervision	\$0.00	\$219,280.39	\$219,280.39	\$0.00
80	9350		TCEQ LIP Grant	\$19,260.00	\$0.00	\$0.00	\$19,260.00
81	9380		Indigent Defense Formula Grant	\$153,536.19	\$29,704.99	\$123,633.85	\$59,607.33
82	9390		Indigent Defense Improvement Grant	\$36,025.11	\$19.71	\$2,106.95	\$33,937.87
83	9450		TCEQ Aircheck	\$0.00	\$0.00	\$0.00	\$0.00
84			Total General Fund	\$19,153,041.96	\$4,431,743.42	\$9,658,825.48	\$13,925,959.90
85							
86							

FFB Trust and Asset Management Account Detail

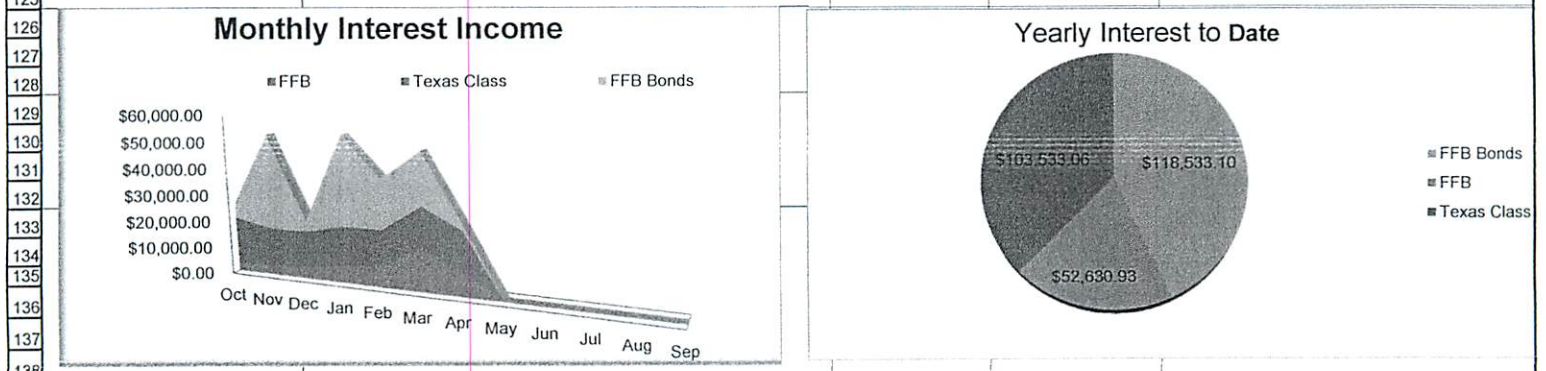
	Fund	Account Number	Account Title	% of Total	Interest Earned	Cash Equivalents	Govt/Agencies Bonds
89	B0100		General Fund	72.72727273%	\$1,798.81	\$ 67,211.13	\$ 7,977,856.91
90	B0150		Road & Bridge #1	4.54545455%	\$112.42	\$ 4,200.70	\$ 498,616.06
91	B0160		Road & Bridge #2	0.90909091%	\$22.48	\$ 840.14	\$ 99,723.21
92	B0170		Road & Bridge #3	2.72727273%	\$67.45	\$ 2,520.42	\$ 299,169.63
93	B0180		Road & Bridge #4	3.63636364%	\$89.94	\$ 3,360.56	\$ 398,892.85
94	B0210		Records Management - Clerk	2.72727273%	\$67.45	\$ 2,520.42	\$ 299,169.63
95	B0220		Records Management - County	0.90909091%	\$22.48	\$ 840.14	\$ 99,723.21
96	B0550		Indigent Health	5.45454545%	\$134.91	\$ 5,040.84	\$ 598,339.27
97	B0600		Right of Way	6.36363636%	\$157.39	\$ 5,880.97	\$ 698,062.48
98					\$2,473.33	\$ 92,415.32	\$ 10,969,553.25
99			Total Cash and Bonds			\$	11,061,968.57
100							

	A	B	C	D	E	F	G
101	TexasClass Detail						
102	Fund	Account Number	Account Title	Beginning Balance	Deposits	Withdrawals	Ending Balance
103	TC0001	XXXXX-0263-0001	General Fund (0100)	\$2,110,041.27	\$1,834.03	\$0.00	\$2,111,875.30
104	TC0002	XXXXX-0263-0002	Road & Bridge #1 (0150)	\$1,819,434.24	\$1,581.46	\$0.00	\$1,821,015.70
105	TC0003	XXXXX-0263-0003	Road & Bridge #2 (0160)	\$948,195.56	\$824.17	\$0.00	\$949,019.73
106	TC0004	XXXXX-0263-0004	Road & Bridge #3 (0170)	\$1,352,722.83	\$1,175.75	\$0.00	\$1,353,898.58
107	TC0005	XXXXX-0263-0005	Road & Bridge #4 (0180)	\$1,220,618.75	\$1,060.97	\$0.00	\$1,221,679.72
108	TC0007	XXXXX-0263-0007	Indigent Healthcare (0550)	\$1,031,552.75	\$896.65	\$0.00	\$1,032,449.40
109	TC0008	XXXXX-0263-0008	Right of Way (0600)	\$508,632.14	\$442.09	\$0.00	\$509,074.23
110	TC0009	XXXXX-0263-0009	Jail C5 Construction (7010)	\$1,524,400.51	\$1,221.99	\$500,000.00	\$1,025,622.50
111	TC0010	XXXXX-0263-0010	CC Records Preservation (0450)	\$605,887.03	\$526.65	\$0.00	\$606,413.68
112	TC0011	XXXXX-0283-0011	Jail C1 Construction (7012)	\$4,425,081.37	\$3,692.76	\$250,000.00	\$4,178,774.13
113	TC0012	XXXXX-0263-0012	Capital Murder (0530)	\$882,775.56	\$767.29	\$0.00	\$883,542.85
114	TC0013	XXXXX-0263-0013	Software Projects (7060)	\$88,124.22	\$76.59	\$0.00	\$88,200.81
115	TC0014	XXXXX-0263-0014	Equipment I&S (0850)	\$363,597.53	\$316.05	\$0.00	\$363,913.58
116			Total Texas CLASS	\$16,881,063.76	\$14,416.45	\$750,000.00	\$16,145,480.21

117 See Appendix A for details

118	Fund	Account Title	Face Value
119	CD0100	General Fund	\$3,750,000.00
120			
121			
122			
123			

124 See Appendix B for details

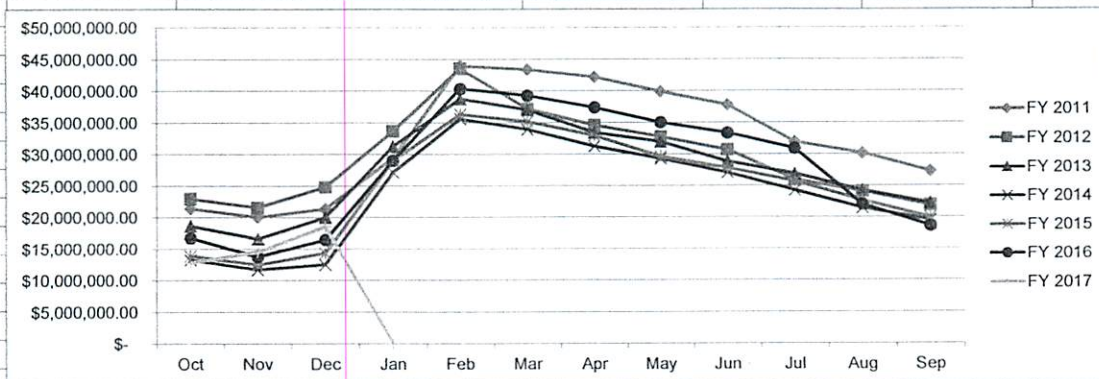


Outstanding Indebtedness

140	Description	Outstanding Amount	Last Payment Amount	Next Payment Due
141	Johnson County GO Refunding Bonds Series 2007	\$6,285,000.00	\$1,845,356.25	8/15/2017
142	Johnson County Tax Notes -Series 2013	\$2,890,000.00	\$26,299.00	11/15/2017
143	Johnson County CO Series 2015 (Jail Cionstruction)	\$ 20,605,000.00	939,501.65	8/15/2017
144				
145				

	A	B	C	D	E	F	G
146	Combined Statement of Cash Position						
147							
148		FUND	ACCOUNT NAME	FUND TOTAL	POOL FUNDS	INVESTMENTS	FUND TOTAL
149		0100	General Fund	\$19,536,927.22	\$2,111,875.30	\$ 11,727,856.91	\$33,376,659.43
150		0140	Law Library	\$153,814.55	\$0.00	\$0.00	\$153,814.55
151		0150	Road & Bridge #1	\$621,572.77	\$1,821,015.70	\$498,616.06	\$2,941,204.53
152		0160	Road & Bridge #2	\$1,092,911.89	\$949,019.73	\$99,723.21	\$2,141,654.83
153		0170	Road & Bridge #3	\$600,804.27	\$1,353,898.58	\$299,169.63	\$2,253,872.48
154		0180	Road & Bridge #4	\$1,149,596.30	\$1,221,679.72	\$398,892.85	\$2,770,168.87
155		0200	County Projects	\$59,006.63	\$0.00	\$0.00	\$59,006.63
156		0210	Records Mgt - Co Clerk	\$884,083.41	\$0.00	\$299,169.63	\$1,183,253.04
157		0220	Records Mgt - County	\$389,295.77	\$0.00	\$99,723.21	\$489,018.98
158		0225	Vital Statistics Preservation	\$109,898.40	\$0.00	\$0.00	\$109,898.40
159		0240	Election Services Contracts	\$299,403.25	\$0.00	\$0.00	\$299,403.25
160		0250	STOP Federal Forfeitures	\$4,426.18	\$0.00	\$0.00	\$4,426.18
161		0260	DA Forfeiture Funds	\$110,432.97	\$0.00	\$0.00	\$110,432.97
162		0270	JOCO Seizure Funds	\$5,720.35	\$0.00	\$0.00	\$5,720.35
163		0280	Sheriff Forfeiture Fund	\$9,880.90	\$0.00	\$0.00	\$9,880.90
164		0300	Special Crimes Ops	\$164,843.94	\$0.00	\$0.00	\$164,843.94
165		0320	Special Crimes Seizures	\$113,060.25	\$0.00	\$0.00	\$113,060.25
166		0330	JJAEP	\$139,693.70	\$0.00	\$0.00	\$139,693.70
167		0340	Juvenile Case Manager Fund	\$114,831.78	\$0.00	\$0.00	\$114,831.78
168		0350	Juvenile Probation Fees	\$31,042.45	\$0.00	\$0.00	\$31,042.45
169		0355	Unclaimed Juvenile Restitution Fund	\$315.55	\$0.00	\$0.00	\$315.55
170		0360	JP #1 Technology	\$141,662.92	\$0.00	\$0.00	\$141,662.92
171		0370	JP #2 Technology	\$49,623.16	\$0.00	\$0.00	\$49,623.16
172		0380	JP #3 Technology	\$73,952.51	\$0.00	\$0.00	\$73,952.51
173		0390	JP #4 Technology	\$98,031.00	\$0.00	\$0.00	\$98,031.00
174		0400	Courthouse Security	\$18,486.08	\$0.00	\$0.00	\$18,486.08
175		0410	Justice Court Security	\$78,023.36	\$0.00	\$0.00	\$78,023.36
176		0420	Custodial Funds	\$69,894.50	\$0.00	\$0.00	\$69,894.50
177		0450	Co Clerk Records Preservation	\$404,252.97	\$606,413.68	\$0.00	\$1,010,666.65
178		0460	Dist Clerk Records Preservation	\$65,521.46	\$0.00	\$0.00	\$65,521.46
179		0470	Cty & Dst Clerk Technology Fund	\$17,987.48	\$0.00	\$0.00	\$17,987.48
180		0480	City & Dst Clerk Technology Fund	\$221,463.02	\$0.00	\$0.00	\$221,463.02
181		0490	Court Records Preservation Fund	\$112,356.09	\$0.00	\$0.00	\$112,356.09
182		0500	Pecan Valley MHMR	\$0.00	\$0.00	\$0.00	\$0.00
183		0520	Disaster Recovery	\$0.00	\$0.00	\$0.00	\$0.00
184		0530	Capital Murder Fund	\$323,345.32	\$883,542.85	\$0.00	\$1,206,888.17
185		0550	Indigent Health Care	\$1,397,790.06	\$1,032,449.40	\$ 598,339.27	\$3,028,578.73
186		0590	Unclaimed Money	\$24,701.91	\$0.00	\$0.00	\$24,701.91
187		0600	Right of Way Fund	\$252,401.44	\$509,074.23	\$ 698,062.48	\$1,459,538.15
188		0720	Courthouse Restoration	\$61,139.69	\$0.00	\$0.00	\$61,139.69
189		0750	Equipment Purchase	\$266,469.23	\$0.00	\$0.00	\$266,469.23
190		0800	LEC Interest & Sinking	\$815,965.01	\$0.00	\$0.00	\$815,965.01
191		0850	Equipment Int. & Sinking Fund	\$18,740.71	\$363,913.58	\$0.00	\$382,654.29
192		0880	Criminal State Fees Fund	\$1,338.47	\$0.00	\$0.00	\$1,338.47
193		0890	Historical Commission	\$30,948.87	\$0.00	\$0.00	\$30,948.87
194		0970	Fee Officers Fund	\$287,431.46	\$0.00	\$0.00	\$287,431.46

	A	B	C	D	E	F	G
		FUND	ACCOUNT NAME	CHECKING	POOLS FUNDS	INVESTMENTS	FUND TOTAL
195							
196		1020	Pre-Trial Bond Supervision	\$119,399.11	\$0.00	\$0.00	\$119,399.11
197		1110	Special Crimes Ops	\$94,620.65	\$0.00	\$0.00	\$94,620.65
198		7010	Jail C5 Construction	\$1,661.96	\$1,025,622.50	\$0.00	\$1,027,284.46
199		7012	Jail C1 Construction	\$42,399.23	\$4,178,774.13	\$0.00	\$4,221,173.36
200		7050	Software Projects	\$156,120.00	\$88,200.81	\$0.00	\$244,320.81
201		7060	Emergency Ops Center Grant	\$126,191.50	\$0.00	\$0.00	\$126,191.50
202		8230	Cities Readiness Grant	\$0.00	\$0.00	\$0.00	\$0.00
203		8300	Edward Byrne (JAG) Local Solicitation	\$0.77	\$0.00	\$0.00	\$0.77
204		8400	Ed Byrne Memorial JAG Grant FY 10	\$22,235.55	\$0.00	\$0.00	\$22,235.55
205		8710	2013-14 Byrne JAG - Crime Reporting	\$0.00	\$0.00	\$0.00	\$0.00
206		8730	2014-15 Byrne JAG - Crime Scene Van	\$63,724.00	\$0.00	\$0.00	\$63,724.00
207		8760	Indigent Defense Formula Grant	\$0.00	\$0.00	\$0.00	\$0.00
208		8770	Indigent Defense Improvement Grant	\$0.00	\$0.00	\$0.00	\$0.00
209		9020	Juvenile Operations	\$0.00	\$0.00	\$0.00	\$0.00
210		9220	Community Supervision	\$0.00	\$0.00	\$0.00	\$0.00
211		9350	TCEQ LIP Grant	\$19,260.00	\$0.00	\$0.00	\$19,260.00
212		9380	Indigent Defense Formula Grant	\$59,607.33	\$0.00	\$0.00	\$59,607.33
213		9390	Indigent Defense Improvement Grant	\$33,937.87	\$0.00	\$0.00	\$33,937.87
214		9450	TCEQ Aircheck	\$0.00	\$0.00	\$0.00	\$0.00
215			Grand Total	\$31,162,247.22	\$16,145,480.21	\$ 14,719,553.25	\$62,027,280.68



230	First Financial Bank / Pledged Collateral:		Orig Face Value	Par Value	Book Value	Market Value
231	as of	Cleburne	\$48,325,000.00	\$47,353,544.80	\$48,576,404.52	\$50,230,678.15
232	30-Apr-17	Abilene	\$2,595,000.00	\$2,595,000.00	\$2,596,677.73	\$2,661,207.80
233		Totals	\$50,920,000.00	\$49,948,544.80	\$51,173,082.25	\$52,891,885.95

237 LOCAL GOVERNMENT CODE: 134.026
 238 COUNTY TREASURER'S REPORT TO COMMISSIONERS COURT AT REGULAR TERM.
 239 (a) At least once a month at a regular term of the commissioners court, the county treasurer shall make a detailed report of:
 240 (1) money received and disbursed;
 241 (2) debts due to and owed by the county; and
 242 (3) all other proceedings in the treasurer's office.

245 I certify the information in this report is true and correct to the best of my knowledge.



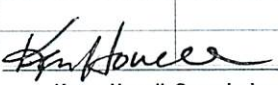





246 *Debbie Rice*
 247
 248 Debbie Rice, CCT/CIO

247 5/11/17
 248 Date

249 Johnson County Treasurer
 250
 251

	A	B	C	D	E	F	G	
252								
253		COUNTY TREASURER'S REPORT				COMMISSIONERS COURT		
254		IN THE MATTER OF COUNTY FINANCES				JOHNSON COUNTY, TEXAS		
255		IN THE HANDS OF DEBBIE RICE				IN REGULAR SESSION		
256		TREASURER OF JOHNSON COUNTY, TEXAS				MAY TERM 2017		
257								
258								
259								
260		IN ACCORDANCE with Section 114.026, Local Government Code, we the undersigned, constituting the						
261		entire Commissioners Court of said County, certify that on the <u>22</u> day of <u>may</u> , 2017.						
262		at the Regular term of Court, we compared and examined the monthly report of Debbie Rice,						
263		Treasurer of Johnson County, for APRIL 2017, and finding the same correct, entered an order in						
264		the Minutes approving said Report, which states total cash and other assets on hand as \$62,027,280.68						
265								
266								
267								
268								
269								
270								
271								
272								
273								
274								
275		SWORN TO AND SUBSCRIBED BEFORE ME, by Roger Harmon, County Judge and County						
276		Commissioners of said Johnson County, each respectively, on this the <u>22</u> day of <u>may</u> , A.D. 2017.						
277								
278								
279								
280								
281								
282								
283		FILED FOR RECORD THIS _____ DAY OF _____ A.D., 2017 and recorded In the minutes of the Court						
284		for the term in which the affidavits are filed on the _____ day of _____, A.D. 2017						
285								
286								
287								
288								


 Roger Harmon, County Judge

 Rick Bailey, Commissioner, Pct 1

 Kenny Howell, Commissioner Pct. 2

 Jerry D. Stringer, Commissioner, Pct. 3

 Larry Woolley, Commissioner Pct. 4


 Becky Ivey, County Clerk and
 Clerk of the Commissioners Court in and for
 Johnson County, Texas.



Attest: Becky Ivey, County Clerk

	A	B	C	D	E	F	G
289							
290			Appendix A Current Bond Holdings				
291							
292							
293	TYPE	TYPE	RATE	MATURITY DATE	FACE VALUE	MARKET VALUE	
294	CD	CD	1.050%	12/07/17	\$ 249,000.00	\$249,000.00	
295	CD	CD	1.210%	06/08/18	\$ 249,000.00	\$249,000.00	
296	CD	CD	0.860	7/27/2017	\$ 249,000.00	\$249,000.00	
297	CD	CD	1.000	12/26/17	\$ 249,000.00	\$249,000.00	
298	CD	CD	1.150%	12/14/17	\$ 249,000.00	\$249,000.00	
299	CD	CD	1.000%	12/08/17	\$ 249,000.00	\$249,000.00	
300	CD	CD	1.050%	12/07/17	\$ 249,000.00	\$249,000.00	
301	FHLB	CD	0.950%	03/13/18	\$ 249,000.00	\$249,000.00	
302	FHLMC	FHLB	4.875%	05/17/17	\$ 500,000.00	\$ 500,925.00	
303	FHLMC	FHLMC	1.500%	01/17/20	\$ 500,000.00	\$ 499,570.00	
304	FHLMC	FHLMC	5.50%	08/23/2017	\$ 500,000.00	\$ 507,095.00	
305	FNMA	FNMA	0.875%	05/21/2018	\$ 525,000.00	\$ 523,356.75	
306	FNMA	FNMA	1.750%	9/12/19	\$ 500,000.00	\$ 503,515.00	
307	US Treas	US Treas	1.500%	10/31/19	\$ 1,000,000.00	\$ 1,003,520.00	
308	US Treas	US Treas	1.625%	3/15/20	\$ 300,000.00	\$ 301,581.00	
309	US Treas	US Treas	1.250%	10/31/18	\$ 500,000.00	\$ 500,295.00	
310	US Treas	US Treas	1.500%	1/31/19	\$ 550,000.00	\$ 552,409.00	
311	US Treas	US Treas	1.500%	3/31/19	\$ 550,000.00	\$ 552,491.50	
312	US Treas	US Treas	1.500%	5/31/19	\$ 500,000.00	\$ 502,205.00	
313	US Treas	US Treas	1.500%	8/31/18	\$ 500,000.00	\$ 501,975.00	
314	US Treas	US Treas	1.625%	7/31/19	\$ 500,000.00	\$ 503,380.00	
315	US Treas	US Treas	2.375%	6/30/18	\$ 500,000.00	\$ 506,895.00	
316	US Treas	US Treas	2.375%	7/31/17	\$ 500,000.00	\$ 501,915.00	
317	US Treas	US Treas	2.875%	3/31/18	\$ 500,000.00	\$ 507,850.00	
318	FSG FUND	US Treas	4.250%	11/15/17	\$ 500,000.00	\$ 508,575.00	
319	CASH	FSG FUND		N/A	\$ 92,415.32	\$ 92,415.32	
320							

Appendix B

Certificates of Deposit

	Fund	CUSIP #	Source	Face Value	Interest Rate	Matures	Bank
324	CD0100	XXXXXXKZ7	General Fund	\$ 250,000.00	0.70%	6/14/2017	Cathay Bk Los Angeles Calif
325	CD0100	XXXXXT2S1	General Fund	\$ 250,000.00	0.75%	9/13/2017	Beal Bank SSB
326	CD0100	XXXXXEW8	General Fund	\$ 250,000.00	0.75%	9/14/2017	Lone Star Natl Bk Pharr Tex
327	CD0100	XXXXXGF9	General Fund	\$ 250,000.00	0.85%	9/22/2017	Bank LEUMI USA New York
328	CD0100	XXXXXLCH0	General Fund	\$ 250,000.00	1.10%	4/19/2018	Home Savings Bank
329	CD0100	XXXXXU24	General Fund	\$ 250,000.00	1.40%	7/25/2018	Capital One Bk USA Natl Assn Glen Allen VA
330	CD0100	XXXXXXV83	General Fund	\$ 250,000.00	1.40%	8/1/2018	Ally Bk Midvale Utah
331	CD0100	XXXXXEJ1	General Fund	\$ 250,000.00	1.40%	8/1/2018	Wells Fargo
332	CD0100	XXXXTDD1	General Fund	\$ 250,000.00	1.30%	9/19/2018	Franklin Synergy Bank
333	CD0100	XXXXXCL7	General Fund	\$ 250,000.00	1.45%	3/29/2019	Isabella Bank
334	CD0100	XXXXXQU3	General Fund	\$ 250,000.00	1.55%	4/5/2019	Peoples United Bank
335	CD0100	XXXXXSXY7	General Fund	\$ 250,000.00	1.60%	10/15/2019	KeyBank National Association
336	CD0100	XXXXXBAH9	General Fund	\$ 250,000.00	1.60%	1/24/2020	Citizens Community Federal
337	CD0100	XXXXXEAG4	General Fund	\$ 250,000.00	1.65%	3/31/2020	Covenant Bank
338	CD0100	XXXXXPBN0	General Fund	\$ 250,000.00	1.70%	4/13/2020	East Boston Savings Bank