

JOHNSON COUNTY COMMISSIONERS COURT

OCT 16 2017



Becky Ivey  
County Clerk Johnson County Texas  
BY [Signature] DEPUTY

RICK BAILEY  
Commissioner Pct. #1

ROGER HARMON  
County Judge

JERRY D. STRINGER  
Commissioner Pct. #3

KENNY HOWELL  
Commissioner Pct. #2

Alison Hitchcock  
Assistant to Commissioner's Court

LARRY WOOLLEY  
Commissioner Pct. #4

ORDER NO. 2017-32

THE STATE OF TEXAS

§  
§  
§

OCTOBER 13, 2017

COUNTY OF JOHNSON

---

ORDER APPROVING THE JOHNSON COUNTY TREASURER'S REPORT

---

WHEREAS, *Section 114.026* of the Local Government Code requires a Treasurer's Report be submitted at least once a month to the Commissioners Court at a regular term; and

WHEREAS, the Johnson County Commissioners Court has compared and examined the Treasurer's Report submitted for approval on October 13, 2017 which is attached hereto as Exhibit A and has determined that the Treasurer's Report is correct.


**IT IS THEREFORE ORDERED**, that the Johnson County Treasurer's Report which is attached hereto as Exhibit A is approved as presented by the Johnson County Treasurer to the Commissioners Court of Johnson County, Texas and this Order Approving the Johnson County Treasurer's Report and attached Exhibit A are to be entered into the Minutes.

COPY NOT COMPARED  
TO ORIGINAL


GIVEN UNDER OUR HAND AND THE SEAL OF JOHNSON COUNTY THIS  
13th day of OCTOBER, 2017.




Roger Harmon, Johnson County Judge  
Voted:  yes, \_\_\_ no, \_\_\_ abstained



Rick Bailey, Commissioner Pct #1  
Voted:  yes, \_\_\_ no, \_\_\_ abstained




Kenny Howell, Commissioner Pct #2  
Voted:  yes, \_\_\_ no, \_\_\_ abstained



Jerry D. Stringer, Commissioner Pct #3  
Voted: \_\_\_ yes, \_\_\_ no, \_\_\_ abstained



Larry Woolley, Commissioner Pct #4  
Voted: \_\_\_ yes, \_\_\_ no, \_\_\_ abstained

Attest:   
County Clerk



# Treasurers Financial Report

Debbie Rice CCT/CIO

County Treasurer & Chief Investment Officer

August 2017

## CASH & INVESTMENTS

### First Financial Bank Accounts

Account Number	Account Title	Beginning Balance	Deposits	Disbursements	Ending Balance
XX-X619-8	General Fund	\$11,594,192.33	\$8,769,851.88	\$10,052,420.29	\$10,311,623.92
xxxxXX4588	General Fund Now Account	\$12,385,539.72	\$3,943.13	\$3,004,539.72	\$9,384,943.13
XX-X654-5	Treasurer Clearing Account (CCC)	\$255,888.05	\$331,984.86	\$281,678.04	\$305,996.87
XXXXX48311	Community Development Block Grant	\$0.00	\$0.00	\$0.00	\$0.00
	<b>Total Checking</b>	<b>\$24,235,420.10</b>	<b>\$9,105,779.87</b>	<b>\$13,338,636.05</b>	<b>\$20,002,563.92</b>

### Cash Balance by Fund

Account Title	Beginning Balance	Receipts	Disbursements	Ending Balance
General Fund	\$1,969,232.37	\$4,876,190.13	\$5,902,214.59	\$943,207.91
Law Library	\$158,412.17	\$142.87	\$15,270.52	\$143,284.52
Road & Bridge #1	(\$5,164.75)	\$840,350.06	\$429,865.42	\$405,319.89
Road & Bridge #2	\$943,260.93	\$38,724.59	\$171,568.02	\$810,417.50
Road & Bridge #3	\$286,177.84	\$43,009.53	\$201,670.34	\$127,517.03
Road & Bridge #4	\$848,433.72	\$46,306.13	\$214,409.27	\$678,330.58
County Projects	\$59,143.13	\$55.74	\$0.00	\$59,198.87
Records Mgt - Co Clerk	\$964,731.66	\$901.70	\$18,245.57	\$947,387.79
Records Mgt - County	\$396,578.14	\$371.83	\$3,566.34	\$393,383.63
Vital Statistics Preservation	\$112,588.40	\$0.00	\$0.00	\$112,588.40
Election Services Contracts	\$330,196.34	\$311.18	\$0.00	\$330,507.52
STOP Federal Forfeitures	\$4,436.42	\$4.18	\$0.00	\$4,440.60
DA Forfeiture Funds	\$110,688.43	\$268.35	\$0.00	\$110,956.78
JOCO Seizure Funds	\$5,733.59	\$5.40	\$0.00	\$5,738.99
Sheriff Forfeiture Fund	\$7,708.30	\$7.26	\$0.00	\$7,715.56
Special Crimes Ops	\$161,874.85	\$2,541.41	\$708.25	\$163,708.01
Special Crimes Seizures	\$115,694.51	\$4,630.08	\$2,126.55	\$118,198.04
JJAEP	\$103,624.07	\$88.20	\$20,127.20	\$83,585.07
Juvenile Case Manager Fund	\$116,980.42	\$108.07	\$4,614.25	\$112,474.24
Juvenile Probation Fees	\$31,511.71	\$673.60	\$0.00	\$32,185.31
Unclaimed Juvenile Restitution Fund	\$483.61	\$0.46	\$0.00	\$484.07
JP #1 Technology	\$146,127.43	\$137.67	\$113.97	\$146,151.13
JP #2 Technology	\$50,578.50	\$47.64	\$75.98	\$50,550.16
JP #3 Technology	\$78,176.30	\$71.00	\$1,610.43	\$74,636.87
JP #4 Technology	\$100,038.63	\$94.28	\$0.00	\$100,132.91
Courthouse Security	\$32,245.66	\$26.46	\$8,130.68	\$24,141.44
Justice Court Security	\$80,112.56	\$75.50	\$0.00	\$80,186.06
Custodial Funds	\$65,991.85	\$61.60	\$1,896.75	\$64,156.70
Co Clerk Records Preservation	\$518,652.45	\$100,443.71	\$876,257.50	\$40,838.66
Dist Clerk Records Preservation	\$69,523.50	\$65.52	\$0.00	\$69,589.02
Cty & Dst Clerk Technology Fund	\$15,147.61	\$13.29	\$3,724.00	\$11,436.90
Court Records Preservation Fund	\$232,211.25	\$218.84	\$0.00	\$232,430.09
Dst Crt Records Technology Fund	\$120,900.83	\$113.94	\$0.00	\$121,014.77
Pecan Valley MHMR	\$0.00	\$0.00	\$0.00	\$0.00
Disaster Recovery	\$0.00	\$0.00	\$0.00	\$0.00
Capital Murder Fund	\$324,093.32	\$305.43	\$0.00	\$324,398.75
Indigent Health Care	\$1,206,974.69	\$10,656.99	\$83,203.45	\$1,134,428.23
Unclaimed Money	\$26,238.57	\$0.00	\$0.00	\$26,238.57
Right of Way Fund	\$252,965.33	\$237.23	\$2,208.05	\$251,014.51
Courthouse Restoration	\$61,281.13	\$57.75	\$0.00	\$61,338.88
Equipment Purchase	\$174,665.79	\$657.99	\$39,886.08	\$135,437.70

LEC Interest & Sinking	\$826,286.45	\$498.65	\$524,387.84	\$302,397.26
Equipment Int. & Sinking Fund	\$2,450.78	\$2.31	\$0.00	\$2,453.09
Criminal State Fees Fund	\$125,032.55	\$293.00	\$563.64	\$124,761.91
Historical Commission	\$20,778.36	\$19.56	\$95.00	\$20,702.92
Fee Officers Fund	(\$282,061.13)	\$561,680.33	\$5,907.87	\$293,711.33
Pre-Trial Bond Supervision	\$134,804.59	\$13,757.37	\$14,776.81	\$133,785.15
Special Crimes Ops	\$73,808.69	\$67.95	\$3,923.34	\$69,753.30
Jail C5 Construction	\$0.00	\$0.00	\$0.00	\$0.00
Jail C1 Construction	\$101,067.89	\$1,500,288.34	\$1,138,414.62	\$462,941.61
Construction Projects	\$154,642.50	\$0.00	\$3,912.50	\$150,730.00
Software Projects	(\$40,168.68)	\$40,169.00	\$0.32	\$0.00
Emergency Ops Center Grant	\$0.00	\$0.00	\$0.00	\$0.00
HAVA Grant	\$0.77	\$0.00	\$0.00	\$0.77
Cities Readiness Grant	\$13,891.66	\$1,965.88	\$287.48	\$15,570.08
Edward Byrne (JAG) Local Solicitation	\$0.00	\$0.00	\$0.00	\$0.00
SO Body Cams	\$0.00	\$0.00	\$0.00	\$0.00
2013-14 Byrne JAG - Crime Reporting	\$0.00	\$0.00	\$0.00	\$0.00
2014-15 Byrne JAG - Crime Scene Van	\$0.00	\$0.00	\$0.00	\$0.00
Juvenile Operations	\$0.00	\$61,998.66	\$61,998.66	\$0.00
Community Supervision	\$0.00	\$291,413.64	\$291,413.64	\$0.00
TCEQ LIP Grant	\$19,260.00	\$0.00	\$0.00	\$19,260.00
Indigent Defense Formula Grant	\$59,745.21	\$29,698.42	\$0.00	\$89,443.63
Indigent Defense Improvement Grant	\$26,147.65	\$23.16	\$3,245.36	\$22,925.45
TCEQ Aircheck	\$0.00	\$0.00	\$0.00	\$0.00
TCEQ LEPC Grant	\$64,453.78	\$0.00	\$0.00	\$64,453.78
<b>Total General Fund</b>	<b>\$11,594,192.33</b>	<b>\$8,769,851.88</b>	<b>\$10,052,420.29</b>	<b>\$10,311,623.92</b>

#### FFB Trust and Asset Management Account Detail

Account Number	Account Title	% of Total	Interest Earned	Cash Equivalents	Govt/Agencies Bonds
General Fund		72.72727273%	\$14,526.71	\$ 245,671.83	\$ 7,838,804.10
Road & Bridge #1		4.54545455%	\$907.92	\$ 15,354.49	\$ 489,925.26
Road & Bridge #2		0.90909091%	\$181.58	\$ 3,070.90	\$ 97,985.05
Road & Bridge #3		2.72727273%	\$544.75	\$ 9,212.69	\$ 293,955.15
Road & Bridge #4		3.63636364%	\$726.33	\$ 12,283.59	\$ 391,940.21
Records Management - Clerk		2.72727273%	\$544.75	\$ 9,212.69	\$ 293,955.15
Records Management - County		0.90909091%	\$161.58	\$ 3,070.90	\$ 97,985.05
Indigent Health		5.45454545%	\$1,089.50	\$ 18,425.39	\$ 587,910.31
Right of Way		6.36363636%	\$1,271.09	\$ 21,496.28	\$ 685,895.36
<b>Total Cash and Bonds</b>			<b>\$19,974.21</b>	<b>\$ 337,798.76</b>	<b>\$ 10,778,355.64</b>
				<b>\$</b>	<b>11,116,154.40</b>

### TexasClass Detail

Account Number	Account Title	Beginning Balance	Deposits	Withdrawals	Ending Balance
XXXXX-0263-0001	General Fund	(0100)	\$2,117,905.51	\$2,207.22	\$2,120,112.73
XXXXX-0263-0002	Road & Bridge #1	(0150)	\$1,826,215.36	\$1,635.80	\$1,027,851.16
XXXXX-0263-0003	Road & Bridge #2	(0160)	\$951,729.58	\$891.83	\$952,721.41
XXXXX-0263-0004	Road & Bridge #3	(0170)	\$1,357,764.43	\$1,415.01	\$1,359,179.44
XXXXX-0263-0005	Road & Bridge #4	(0180)	\$1,225,168.09	\$1,276.81	\$1,226,444.90
XXXXX-0263-0007	Indigent Healthcare	(0550)	\$1,035,397.42	\$1,079.04	\$1,036,476.46
XXXXX-0263-0008	Right of Way	(0600)	\$510,527.85	\$532.07	\$511,059.92
XXXXX-0263-0009	Jail C5 Construction	(7010)	\$0.00	\$0.00	\$0.00
XXXXX-0263-0010	CC Records Preservation	(0450)	\$608,145.21	\$579.27	\$208,724.48
XXXXX-0263-0011	Jail C1 Construction	(7012)	\$2,215,457.41	\$1,396.11	\$716,853.52
XXXXX-0263-0012	Capital Murder	(0530)	\$886,065.64	\$923.43	\$886,989.07
XXXXX-0263-0013	Software Projects	(7060)	\$0.00	\$0.00	\$0.00
XXXXX-0263-0014	Equipment I&S	(0850)	\$354,928.26	\$369.89	\$355,298.15
<b>Total Texas CLASS</b>			<b>\$13,089,304.76</b>	<b>\$12,406.48</b>	<b>\$2,700,000.00</b>

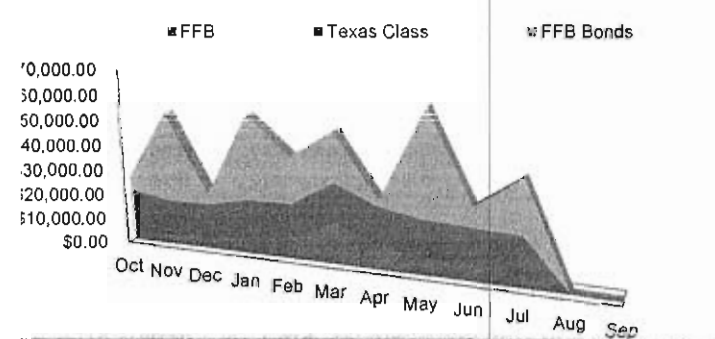
Click A for details

Certificates of Deposit

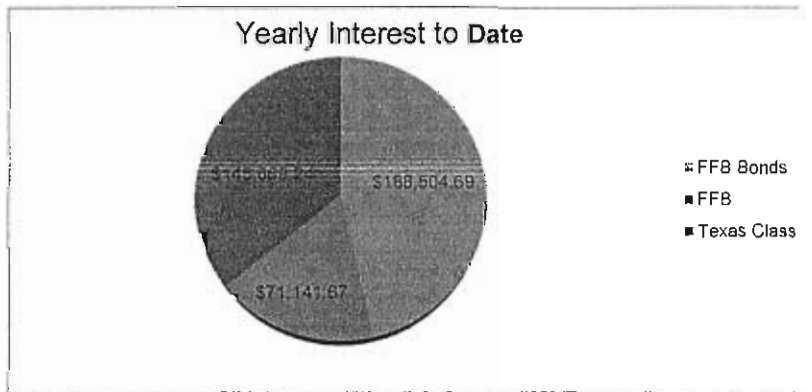
Account Title	Face Value
General Fund	\$4,250,000.00

Click B for details

#### Monthly Interest Income



#### Yearly Interest to Date



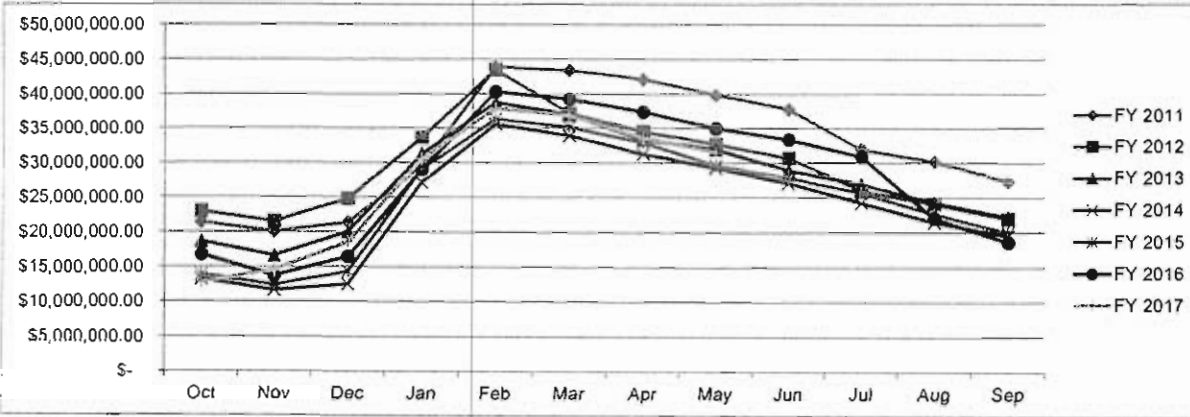
#### Outstanding Indebtedness

Description	Outstanding Amount	Last Payment Amount	Next Payment Due
Johnson County GO Refunding Bonds Series 2017	Guinn Building	\$6,315,000.00	\$128,344.98
Johnson County Tax Notes -Series 2013	Software Project	\$2,890,000.00	\$26,299.00
Johnson County CO Series 2015	Jail Construction	\$ 20,605,000.00	\$396,042.86

Combined Statement of Cash Position

FUND	ACCOUNT NAME	FUND TOTAL	POOL FUNDS	INVESTMENTS	FUND TOTAL
0100	General Fund	\$10,328,151.04	\$2,120,112.73	\$ 12,088,804.10	\$24,537,067.87
0140	Law Library	\$143,284.52	\$0.00	\$0.00	\$143,284.52
0150	Road & Bridge #1	\$405,319.89	\$1,027,851.16	\$489,925.26	\$1,923,096.31
0160	Road & Bridge #2	\$810,417.50	\$952,721.41	\$97,985.05	\$1,861,123.96
0170	Road & Bridge #3	\$127,517.03	\$1,359,179.44	\$293,955.15	\$1,780,651.62
0180	Road & Bridge #4	\$678,330.58	\$1,226,444.90	\$391,940.21	\$2,296,715.69
0200	County Projects	\$59,198.87	\$0.00	\$0.00	\$59,198.87
0210	Records Mgt - Co Clerk	\$947,387.79	\$0.00	\$293,955.15	\$1,241,342.94
0220	Records Mgt - County	\$393,383.63	\$0.00	\$97,985.05	\$491,368.68
0225	Vital Statistics Preservation	\$112,568.40	\$0.00	\$0.00	\$112,568.40
0240	Election Services Contracts	\$330,507.52	\$0.00	\$0.00	\$330,507.52
0250	STOP Federal Forfeitures	\$4,440.60	\$0.00	\$0.00	\$4,440.60
0260	DA Forfeiture Funds	\$110,956.78	\$0.00	\$0.00	\$110,956.78
0270	JOCO Seizure Funds	\$5,738.99	\$0.00	\$0.00	\$5,738.99
0280	Sheriff Forfeiture Fund	\$7,715.56	\$0.00	\$0.00	\$7,715.56
0300	Special Crimes Ops	\$163,708.01	\$0.00	\$0.00	\$163,708.01
0320	Special Crimes Seizures	\$118,198.04	\$0.00	\$0.00	\$118,198.04
0330	JJAEP	\$83,585.07	\$0.00	\$0.00	\$83,585.07
0340	Juvenile Case Manager Fund	\$112,474.24	\$0.00	\$0.00	\$112,474.24
0350	Juvenile Probation Fees	\$32,185.31	\$0.00	\$0.00	\$32,185.31
0355	Unclaimed Juvenile Restitution Fund	\$484.07	\$0.00	\$0.00	\$484.07
0360	JP #1 Technology	\$146,151.13	\$0.00	\$0.00	\$146,151.13
0370	JP #2 Technology	\$50,550.16	\$0.00	\$0.00	\$50,550.16
0380	JP #3 Technology	\$74,636.87	\$0.00	\$0.00	\$74,636.87
0390	JP #4 Technology	\$100,132.91	\$0.00	\$0.00	\$100,132.91
0400	Courthouse Security	\$24,141.44	\$0.00	\$0.00	\$24,141.44
0410	Justice Court Security	\$80,188.06	\$0.00	\$0.00	\$80,188.06
0420	Custodial Funds	\$64,156.70	\$0.00	\$0.00	\$64,156.70
0450	Co Clerk Records Preservation	\$40,838.66	\$208,724.48	\$0.00	\$249,563.14
0460	Dist Clerk Records Preservation	\$69,589.02	\$0.00	\$0.00	\$69,589.02
0470	Cty & Dst Clerk Technology Fund	\$11,438.90	\$0.00	\$0.00	\$11,436.90
0480	City & Dst Clerk Technology Fund	\$232,430.09	\$0.00	\$0.00	\$232,430.09
0490	Court Records Preservation Fund	\$121,014.77	\$0.00	\$0.00	\$121,014.77
0500	Pecan Valley MHMR	\$0.00	\$0.00	\$0.00	\$0.00
0520	Disaster Recovery	\$0.00	\$0.00	\$0.00	\$0.00
0530	Capital Murder Fund	\$324,398.75	\$886,989.07	\$0.00	\$1,211,387.82
0550	Indigent Health Care	\$1,134,428.23	\$1,038,476.46	\$ 587,910.31	\$2,758,815.00
0590	Unclaimed Money	\$26,238.57	\$0.00	\$0.00	\$26,238.57
0600	Right of Way Fund	\$251,014.51	\$511,059.92	\$ 665,895.36	\$1,447,969.79
0720	Courthouse Restoration	\$61,338.88	\$0.00	\$0.00	\$61,338.88
0750	Equipment Purchase	\$135,437.70	\$0.00	\$0.00	\$135,437.70
0800	LEC Interest & Sinking	\$302,397.26	\$0.00	\$0.00	\$302,397.26
0850	Equipment Int. & Sinking Fund	\$2,453.09	\$355,298.15	\$0.00	\$357,751.24
0880	Criminal State Fees Fund	\$124,761.91	\$0.00	\$0.00	\$124,761.91
0890	Historical Commission	\$20,702.92	\$0.00	\$0.00	\$20,702.92
0970	Fee Officers Fund	\$293,711.33	\$0.00	\$0.00	\$293,711.33

FUND	ACCOUNT NAME	CHECKING	POOLS FUNDS	INVESTMENTS	FUND TOTAL
1020	Pre-Trial Bond Supervision	\$133,785.15	\$0.00	\$0.00	\$133,785.15
1110	Special Crimes Ops	\$69,753.30	\$0.00	\$0.00	\$69,753.30
7010	Jail C5 Construction	\$0.00	\$0.00	\$0.00	\$0.00
7012	Jail C1 Construction	\$462,941.61	\$716,853.52	\$0.00	\$1,179,795.13
7050	Software Projects	\$150,730.00	\$0.00	\$0.00	\$150,730.00
7060	Emergency Ops Center Grant	\$0.00	\$0.00	\$0.00	\$0.00
8230	Cities Readiness Grant	\$0.00	\$0.00	\$0.00	\$0.00
8300	Edward Byrne (JAG) Local Solicitation	\$0.77	\$0.00	\$0.00	\$0.77
8400	Ed Byrne Memorial JAG Grant FY 10	\$15,570.06	\$0.00	\$0.00	\$15,570.06
8710	2013-14 Byrne JAG - Crime Reporting	\$0.00	\$0.00	\$0.00	\$0.00
8730	2014-15 Byrne JAG - Crime Scene Van	\$0.00	\$0.00	\$0.00	\$0.00
8760	Indigent Defense Formula Grant	\$0.00	\$0.00	\$0.00	\$0.00
8770	Indigent Defense Improvement Grant	\$0.00	\$0.00	\$0.00	\$0.00
9020	Juvenile Operations	\$0.00	\$0.00	\$0.00	\$0.00
9220	Community Supervision	\$0.00	\$0.00	\$0.00	\$0.00
9350	TCEO LIP Grant	\$19,260.00	\$0.00	\$0.00	\$19,260.00
9380	Indigent Defense Formula Grant	\$89,443.63	\$0.00	\$0.00	\$89,443.63
9390	Indigent Defense Improvement Grant	\$22,925.45	\$0.00	\$0.00	\$22,925.45
9450	TCEQ Aircheck	\$0.00	\$0.00	\$0.00	\$0.00
9460	TCEQ LEPC Grant	\$64,453.78	\$0.00	\$0.00	\$64,453.78
<b>Grand Total</b>		<b>\$19,696,567.05</b>	<b>\$10,401,711.24</b>	<b>\$ 15,028,355.64</b>	<b>\$45,126,633.93</b>



Local Bank / Pledged Collateral:		Orig Face Value	Par Value	Book Value	Market Value
as of	Cleburne	\$44,750,000.00	\$43,549,911.74	\$44,955,047.77	\$46,664,627.35
31-Aug-17	Ablene	\$2,595,000.00	\$2,595,000.00	\$2,598,023.61	\$2,655,254.15
	<b>Totals</b>	<b>\$47,345,000.00</b>	<b>\$46,144,911.74</b>	<b>\$47,553,071.38</b>	<b>\$49,319,881.50</b>

LOCAL GOVERNMENT CODE: 134.026  
 COUNTY TREASURER'S REPORT TO COMMISSIONERS COURT AT REGULAR TERM.  
 (a) At least once a month at a regular term of the commissioners court, the county treasurer shall make a detailed report of:  
 (1) money received and disbursed;  
 (2) debts due to and owed by the county; and  
 (3) all other proceedings in the treasurer's office.



I certify the information in this report is true and correct to the best of my knowledge.

*Debbie Rice*  
 Debbie Rice, CCT/CIO

*9/18/17*  
 Date


Johnson County Treasurer

IN ACCORDANCE with Section 114.026, Local Government Code, we the undersigned, constituting the Commissioners Court of said County, certify that on the 13 day of October, 2017. In regular term of Court, we compared and examined the monthly report of Debbie Rice, Treasurer of Johnson County, for AUGUST 2017, and finding the same correct, entered an order in minutes approving said Report, which states total cash and other assets on hand as \$45,126,633.93

  
Roger Harmon, County Judge


  
Rick Bailey, Commissioner, Pct 1


  
Kenny Howell, Commissioner Pct. 2

  
Jerry D. Stringer, Commissioner, Pct. 3

  
Larry Woolley, Commissioner Pct. 4

READ AND SUBSCRIBED BEFORE ME, by Roger Harmon, County Judge and County Commissioners of said Johnson County, each respectively, on this the \_\_\_ day of \_\_\_, A.D. 2017

  
Becky Ivey, County Clerk and  
Clerk of the Commissioners Court in and for  
Johnson County, Texas.



FOR RECORD THIS \_\_\_ DAY OF \_\_\_ A.D., 2017 and recorded in the minutes of the Court term in which the affidavits are filed on the \_\_\_ day of \_\_\_, A.D. 2017

Attest: Becky Ivey, County Clerk



**Appendix A**  
**Current Bond Holdings**

RATE	MATURITY DATE	FACE VALUE	MARKET VALUE
1.050%	12/07/17	\$ 249,000.00	\$249,000.00
1.210%	06/08/18	\$ 249,000.00	\$249,000.00
1.000	12/26/17	\$ 249,000.00	\$249,000.00
1.150%	12/14/17	\$ 249,000.00	\$249,000.00
1.000%	12/08/17	\$ 249,000.00	\$249,000.00
1.050%	12/07/17	\$ 249,000.00	\$249,000.00
0.950%	03/13/18	\$ 249,000.00	\$249,000.00
	5/01/18	\$ 249,000.00	\$248,968.88
1.200%	5/31/18	\$ 100,000.00	\$99,872.00
	2/09/18	\$ 249,000.00	\$248,866.29
1.300%	7/30/18	\$ 249,000.00	\$248,633.97
	11/26/18	\$ 238,000.00	\$237,603.97
	5/03/18	\$ 249,000.00	\$248,968.63
1.200%	5/02/18	\$ 249,000.00	\$248,775.90
1.500%	01/17/20	\$ 500,000.00	\$ 500,565.00
0.875%	05/21/2018	\$ 525,000.00	\$ 523,708.50
1.750%	9/12/19	\$ 500,000.00	\$ 503,065.00
1.500%	10/31/19	\$ 1,000,000.00	\$ 1,003,090.00
1.625%	3/15/20	\$ 300,000.00	\$ 301,818.00
1.250%	10/31/18	\$ 500,000.00	\$ 499,905.00
1.500%	1/31/19	\$ 550,000.00	\$ 551,545.50
1.500%	3/31/19	\$ 550,000.00	\$ 551,760.00
1.500%	5/31/19	\$ 500,000.00	\$ 501,525.00
1.500%	8/31/18	\$ 500,000.00	\$ 501,155.00
1.625%	7/31/19	\$ 500,000.00	\$ 502,735.00
2.375%	6/30/18	\$ 500,000.00	\$ 504,690.00
2.875%	3/31/18	\$ 500,000.00	\$ 504,885.00
4.250%	11/15/17	\$ 500,000.00	\$ 503,220.00
		\$ 4,019.75	\$ 4,019.75
	N/A	\$ 333,779.01	\$ 333,779.01

**Appendix B**  
**Certificates of Deposit**

CUSIP #	Source	Face Value	Interest Rate	Matures	Bank
XXXXXT2S1	General Fund	\$ 250,000.00	0.75%	9/13/2017	Beal Bank SSB
XXXXXXEW8	General Fund	\$ 250,000.00	0.75%	9/14/2017	Lone Star Natl Bk Pharr Tex
XXXXXXGF9	General Fund	\$ 250,000.00	0.85%	9/22/2017	Bank LEUMI USA New York
XXXXXLCH0	General Fund	\$ 250,000.00	1.10%	4/19/2018	Home Savings Bank
XXXXXXU24	General Fund	\$ 250,000.00	1.40%	7/25/2018	Capital One Bk USA Natl Assn Glen Allen VA
XXXXXXV83	General Fund	\$ 250,000.00	1.40%	7/26/2018	Ally Bk Midvale Utah
XXXXXEJ1	General Fund	\$ 250,000.00	1.40%	8/1/2018	Wells Fargo
XXXXXTDD1	General Fund	\$ 250,000.00	1.30%	9/19/2018	Franklin Synergy Bank
XXXXXXCL7	General Fund	\$ 250,000.00	1.45%	3/29/2019	Isabella Bank
XXXXXQU3	General Fund	\$ 250,000.00	1.55%	4/5/2019	Peoples United Bank
XXXXXSXY7	General Fund	\$ 250,000.00	1.60%	10/15/2019	KeyBank National Association
XXXXXBAH9	General Fund	\$ 250,000.00	1.60%	1/24/2020	Citizens Community Federal
XXXXXEAG4	General Fund	\$ 250,000.00	1.65%	3/31/2020	Covenant Bank
XXXXXPBN0	General Fund	\$ 250,000.00	1.70%	4/13/2020	East Boston Savings Bank
XXXXXRG9	General Fund	\$ 250,000.00	1.90%	6/8/2020	Capital One, National Association
XXXXXPNE3	General Fund	\$ 250,000.00	1.90%	8/24/2020	Goldman Sachs Bank USA
XXXXXMYJ4	General Fund	\$ 250,000.00	1.70%	8/26/2018	Morgan Stanley Bank, National Association