

JOHNSON COUNTY COMMISSIONERS COURT



RICK BAILEY
Commissioner Pct. #1

ROGER HARMON
County Judge

JERRY D. STRINGER
Commissioner Pct. #3

TROY T. THOMPSON
Commissioner Pct. #2

Alison Hitchcock
Assistant to Commissioner's Court

DON BEESON
Commissioner Pct. #4

ORDER NO. 2012-03

THE STATE OF TEXAS

COUNTY OF JOHNSON

§
§
§

March 26, 2012

ORDER APPROVING THE JOHNSON COUNTY TREASURER'S REPORT

WHEREAS, *Section 114.026* of the Local Government Code requires a Treasurer's Report be submitted at least once a month to the Commissioners Court at a regular term; and

WHEREAS, the Johnson County Commissioners Court has compared and examined the Treasurer's Report submitted for approval on March 26th, 2012 which is attached hereto as Exhibit A and has determined that the Treasurer's Report is correct.

IT IS THEREFORE ORDERED, that the Johnson County Treasurer's Report which is attached hereto as Exhibit A is approved as presented by the Johnson County Treasurer to the Commissioners Court of Johnson County, Texas and this Order Approving the Johnson County Treasurer's Report and attached Exhibit A are to be entered into the Minutes.


GIVEN UNDER OUR HAND AND THE SEAL OF JOHNSON COUNTY THIS 26th day of March 2012.


Filed For Record 9:18 AM

MAR 27 2012

Becky Williams
County Clerk, Johnson County Texas
BY B. Bailey DEPUTY


Roger Harmon, Johnson County Judge


Rick Bailey, Commissioner Pct #1


Troy T. Thompson, Commissioner Pct #2


Jerry D. Stringer, Commissioner Pct #3



Don Beeson, Commissioner Pct #4

Attest: 
County Clerk



Fiscal 2012 - Treasurer's Cash Balances

Debbie Rice
County Treasurer
February-2012



FIRST FINANCIAL BANK ACCOUNTS

Fund	Account Number	Account Title	Beginning Balance	Deposits	Disbursements	Ending Balance
010	XX-X619-8	General Funds	\$9,235,984.28	\$25,458,851.22	\$22,609,807.73	\$12,085,027.77
095	XX-55623	ACH Clearing Account	\$0.00	\$155,888.07	\$155,888.07	\$0.00
096	XX-X654-5	Treasurer Clearing Account	\$73,270.55	\$114,461.78	\$81,445.67	\$106,286.66
097	XX-X725-1	Fee Officers Fund	\$420,382.87	\$598,009.31	\$476,864.69	\$541,527.49
Total Checking			\$9,729,637.70	\$26,327,210.38	\$23,324,006.16	\$12,732,841.92

GENERAL FUND DETAIL

Fund	Account Title	Beginning Balance	Receipts	Disbursements	Ending Balance
010	General Fund	\$151,622.36	\$14,826,751.05	\$13,181,429.34	\$1,796,944.07
012	Jury Fund	\$257,996.25	\$79,470.68	\$7,366.00	\$330,100.93
013	Lateral Roads	\$27,933.04	\$3.26	\$3,645.00	\$24,291.30
014	Law Library	\$5,734.71	\$11,777.79	\$17,455.02	\$57.48
015	Road & Bridge #1	\$256,645.44	\$627,350.94	\$95,998.22	\$787,998.16
016	Road & Bridge #2	\$266,486.16	\$554,008.30	\$122,987.91	\$697,506.55
017	Road & Bridge #3	\$376,243.10	\$652,488.91	\$142,055.43	\$886,676.58
018	Road & Bridge #4	\$487,146.77	\$678,289.30	\$160,162.08	\$1,005,273.99
019	Building Maintenance	\$2,221.60	\$89,001.47	\$88,778.11	\$2,444.96
021	Records Mgt - Co Clerk	\$18,506.91	\$13,318.11	\$16,514.85	\$15,310.17
022	Records Mgt - County	\$29,451.92	\$4,927.59	\$3,255.92	\$31,123.59
024	Election Services Contracts	\$128,502.10	\$15.03	\$0.00	\$128,517.13
025	Special Crimes Fund	\$820.80	\$0.05	\$611.10	\$209.75
026	DA Forfeiture Funds	\$33,902.15	\$3.97	\$146.35	\$33,759.77
027	JOCO Seizure Funds	\$5,519.07	\$11,919.76	\$0.00	\$17,438.83
028	Sheriff Forfeiture Fund	\$7,244.42	\$0.84	\$0.00	\$7,245.26
030	Special Crimes Ops	\$258,432.08	\$325.61	\$0.00	\$258,757.69
032	Special Crimes Seizures	\$35,117.56	\$1,831.17	\$0.00	\$36,948.73
033	JJAEP	\$148,173.24	\$14,553.99	\$18,709.36	\$144,017.87
034	Juvenile Case Manager Fund	\$85,580.51	\$3,716.72	\$3,023.62	\$86,273.61
035	Juvenile Probation Fees	\$49,176.94	\$1,065.09	\$37.84	\$50,204.19
036	JP #1 Technology	\$24,423.55	\$1,043.69	\$350.25	\$25,116.99
037	JP #2 Technology	\$14,388.27	\$425.85	\$87.00	\$14,727.12
038	JP #3 Technology	\$15,433.14	\$885.87	\$1,556.40	\$14,762.61
039	JP #4 Technology	\$22,775.85	\$417.76	\$0.00	\$23,193.61
040	Courthouse Security	\$110,961.23	\$6,468.90	\$175.00	\$117,255.13
041	Justice Court Security	\$54,590.96	\$693.43	\$0.00	\$55,284.39
042	Custodial Funds	\$32,748.87	\$683.88	\$0.00	\$33,432.75
045	Co Clerk Records Preservation	\$82,462.75	\$12,762.26	\$0.00	\$95,225.01
046	Dist Clerk Records Preservation	\$7,017.29	\$930.89	\$0.00	\$7,948.18
047	Cty & Dst Clerk Technology Fund	\$9,409.19	\$479.06	\$0.00	\$9,888.25
048	Court Records Preservation Fund	\$63,672.74	\$2,749.64	\$0.00	\$66,422.38

	A	B	C	D	E	F	G
51	049		Dst Crtr Records Technology Fund	\$19,263.58	\$1,092.33	\$0.00	\$20,355.91
52	051		Mineral Revenue Reserve	\$339,164.10	\$1,183,777.97	\$1,465,893.06	\$57,049.01
53	052		Disaster Recovery	\$45,471.61	\$4.78	\$7,765.37	\$37,711.02
54	055		Indigent Health Care	\$429,743.02	\$466,237.33	\$168,253.74	\$727,726.61
55	057		Teen Court	\$256.68	\$0.03	\$0.00	\$256.71
56	059		Unclaimed Money	\$4,302.18	\$0.50	\$0.00	\$4,302.68
57	060		Right of Way Fund	\$42,497.26	\$364.30	\$22,961.72	\$19,899.84
58	075		Equipment Purchase	\$9,327.46	\$28,501.10	\$37,825.93	\$2.63
59	076		Market Square Project	\$84,931.68	\$9.70	\$3,478.79	\$81,462.59
60	080		LEC Interest & Sinking	\$1,393,049.66	\$4,690,087.37	\$5,459,482.94	\$623,654.09
61	085		Equip Interest & Sinking	\$97,651.31	\$1,118,167.92	\$1,214,733.01	\$1,086.22
62	088		Criminal State Fees Fund	\$1,557.01	\$123,736.60	\$345.26	\$124,948.35
63	089		Historical Commission	\$625.20	\$5,000.02	\$5,582.44	\$42.78
64	102		Pre-Trial Bond Supervision	\$34,282.21	\$11,924.00	\$5,641.25	\$40,564.96
65	111		Special Crimes Ops	\$150,631.30	\$1,453.36	\$3,195.40	\$148,889.26
66	701		Jail Security Improvements	\$0.67	\$0.00	\$0.67	\$0.00
67	702		CSCD Construction	\$7.41	\$0.00	\$0.00	\$7.41
68	703		Motorola Simulcast Radio System	\$2,946,458.13	\$344.70	\$0.00	\$2,946,802.83
69	800		Title IV-E	\$305.68	\$0.03	\$0.00	\$305.71
70	803		SECO Grant	(\$81,335.17)	\$0.00	\$0.00	(\$81,335.17)
71	811		Bulletproof Vest Partnership	\$10.87	\$5.17	\$0.00	\$16.04
72	823		FY10 Emergency Ops Center Grant	\$44,121.98	\$0.00	\$17,599.07	\$26,522.91
73	830		HAVA Grant	(\$39,686.84)	\$0.00	\$0.00	(\$39,686.84)
74	840		Cities Readiness Grant	\$8,786.73	\$2,837.40	\$2,751.22	\$8,872.91
75	850		STOP OJP SCU	\$0.00	\$0.00	\$0.00	\$0.00
76	851		OJP Special Crimes Unit 16.753	\$0.00	\$0.00	\$0.00	\$0.00
77	852		FY11 OJP STOP SCU	(\$2,169.04)	\$363.99	\$9,456.33	(\$11,261.38)
78	871		Edward Byrne (JAG) Local Solicitation	(\$11.55)	\$0.00	\$0.66	(\$12.21)
79	872		Ed Byrne Local Solicitation	(\$334.43)	\$0.00	\$665.91	(\$1,000.34)
80	873		Ed Byrne Memorial JAG Grant	(\$9.77)	\$0.00	\$0.00	(\$9.77)
81	874		FY10 Ed Byrne Memorial JAG	\$46.06	\$0.00	\$0.00	\$46.06
82	875		FY11 Ed Byrne Memorial - ALERRT	(\$3,929.01)	\$0.00	\$0.00	(\$3,929.01)
83	902		Juvenile Operations	\$186,875.47	\$64,470.72	\$53,487.41	\$197,858.78
84	919		Chapter 19 - Election Fund Mgt	\$2,659.62	\$0.31	\$0.33	\$2,659.60
85	922		Community Supervision	\$250,104.51	\$162,087.82	\$255,026.70	\$157,165.63
86	934		Emission Enforcement Officer	\$30,492.17	\$3.29	\$5,509.83	\$24,985.63
87	935		Clean Vehicle Fleet Program	\$7.78	\$0.00	\$0.00	\$7.78
88	938		Indigent Defense Formula Grant	\$0.56	\$0.00	\$0.00	\$0.56
89	939		Indigent Defense Improvement Grant	\$103,645.42	\$12.03	\$1,732.20	\$101,925.25
90	941		Mental Health Peace Officer	\$66,841.60	\$7.59	\$4,073.49	\$62,775.70
91	945		TCEQ Texas Aircheck Program	\$0.20	\$0.00	\$0.20	\$0.00
92			Total General Fund	\$9,235,984.28	\$25,458,851.22	\$22,609,807.73	\$12,085,027.77
93							
94							

	A	B	C	D	E	F	G
95	INVESTMENT ACCOUNTS						
97				Beginning Balance	Deposits	Withdrawals	Ending Balance
98			TexPool	\$20,962,016.83	\$2,001,170.68	\$3,845,606.05	\$19,117,581.46
99			TexStar	\$14,440,458.88	\$2,001,170.68	\$28,500.00	\$16,413,129.56
100	CD1	xxxx08670	Johnson County CD (10 & 51)	\$10,000,000.00	\$0.00	\$0.00	\$10,000,000.00
101	CD2	xxxxxx7614	Pinnacle Bank CD (015)	\$250,000.00	\$0.00	\$0.00	\$250,000.00
102	CD3	xx309	Grandview Bank CD (018)	\$250,000.00	\$0.00	\$0.00	\$250,000.00
103	CD4	xxxx1765	BBVA Compass Bank CD (045)	\$250,000.00	\$0.00	\$0.00	\$250,000.00
104	CD5	xxx9372	OmniAmerican Bank (10)	\$250,000.00	\$0.00	\$0.00	\$250,000.00
105	CD6	XXX1272	American National Bank of Texas (010)	\$250,000.00	\$0.00	\$0.00	\$250,000.00
106	SAV	XX4645	Members Credit Union Savings (010)	\$20.00	\$0.00	\$0.00	\$20.00
107	CD7	xxx0750	Members Credit Union CD (010)	\$248,980.00	\$0.00	\$0.00	\$248,980.00
108	CD8	xxx1388	Bank of America CD (010)	\$249,000.00	\$0.00	\$0.00	\$249,000.00
109			Total Investments	\$47,150,475.71	\$4,002,341.36	\$3,874,106.05	\$47,278,711.02
111	TEXPOOL ACCOUNT DETAIL						
112	Fund	Account Number	Account Title	Beginning Balance	Deposits	Withdrawals	Ending Balance
113	TP002	XXXX0002	Record Management - County	\$216,068.49	\$15.47	\$0.00	\$216,083.96
114	TP004	XXXX0004	Road & Bridge #1	\$682,490.46	\$48.94	\$0.00	\$682,539.40
115	TP005	XXXX0005	Road & Bridge #2	\$289,150.13	\$20.71	\$0.00	\$289,170.84
116	TP006	XXXX0006	Road & Bridge #3	\$245,117.66	\$17.59	\$0.00	\$245,135.25
117	TP007	XXXX0007	Road & Bridge #4	\$180,439.15	\$12.93	\$0.00	\$180,452.08
118	TP008	XXXX0008	Right of Way	\$1,613,447.74	\$115.69	\$0.00	\$1,613,563.43
119	TP009	XXXX0009	Indigent Health Care	\$759,558.05	\$54.46	\$0.00	\$759,612.51
120	TP011	XXXX0011	General 011	\$9,171,839.40	\$8,000,811.60	\$75,000.00	\$17,097,651.00
121	TP012	XXXX0012	Law Library	\$245,578.85	\$17.50	\$2,600.00	\$242,996.35
122	TP013	XXXX0013	Equipment Interest & Sinking	\$1,116,785.05	\$35.13	\$1,116,820.18	\$0.00
123	TP015	XXXX0015	Record Management	\$730,519.97	\$52.38	\$0.00	\$730,572.35
124	TP016	XXXX0016	LEC Interest & Sinking	\$1,133,457.58	\$248,004.39	\$1,133,457.58	\$248,004.39
125	TP020	XXXX0020	Community Supervision	\$46,804.00	\$3.36	\$0.00	\$46,807.36
126	TP021	XXXX0021	Historical Commission	\$49,955.61	\$3.36	\$5,000.00	\$44,958.97
127	TP023	XXXX0023	Lateral Road	\$43,300.98	\$3.07	\$0.00	\$43,304.05
128	TP025	XXXX0025	DA Forfeiture	\$13,473.56	\$0.98	\$0.00	\$13,474.54
129	TP027	XXXX0027	Sheriff Forfeiture	\$6,236.99	\$0.41	\$0.00	\$6,237.40
130	TP030	XXXX0030	Unclaimed Money	\$14,126.57	\$1.00	\$0.00	\$14,127.57
131	TP031	XXXX0031	Juvenile Operations	\$19,764.85	\$1.47	\$0.00	\$19,766.32
132	TP040	XXXX0040	Fee Officers	\$0.00	\$0.00	\$0.00	\$0.00
133	TP041	XXXX0041	Mineral Revenues	\$2,944,557.65	\$4,913.15	\$1,423,728.29	\$1,525,742.51
134	TP042	XXXX0042	JP#1 Tech Fund	\$63,806.19	\$4.55	\$0.00	\$63,810.74
135	TP043	XXXX0043	JP#2 Tech Fund	\$27,845.99	\$2.00	\$0.00	\$27,847.99
136	TP044	XXXX0044	JP#3 Tech Fund	\$41,761.82	\$3.01	\$0.00	\$41,764.83
137	TP045	XXXX0045	JP#4 Tech Fund	\$63,213.81	\$4.51	\$0.00	\$63,218.32
138	TP046	XXXX0046	Co Clerk Records Preservation	\$430,498.07	\$30.84	\$0.00	\$430,528.91
139	TP047	XXXX0047	Building Maintenance Fund	\$724,979.41	\$75,051.58	\$89,000.00	\$711,030.99
140	TP048	XXXX0048	Dist Clerk Records Preservation	\$26,080.49	\$1.85	\$0.00	\$26,082.34
141	TP049	XXXX0049	Jail Security Enhancements	\$0.00	\$0.00	\$0.00	\$0.00
142	TP050	XXXX0050	CSCD Construction Fund	\$61,158.31	\$4.37	\$0.00	\$61,162.68
143			TOTAL TEX-POOL	\$20,962,016.83	\$8,329,236.30	\$3,845,606.05	\$25,445,647.08
145	TEX-STAR ACCOUNT DETAIL						
146	Fund	Account Number	Account Title	Beginning Balance	Deposits	Withdrawals	Ending Balance
147	TS0095	xxxx0095	Road & Bridge #1	\$1,791,159.70	\$140.26	\$0.00	\$1,791,299.96
148	TS0105	XXXX0105	Road & Bridge #2	\$292,545.53	\$22.91	\$0.00	\$292,568.44
149	TS0106	XXXX0106	Road & Bridge #3	\$993,741.44	\$77.81	\$0.00	\$993,819.25

	A	B	C	D	E	F	G
150	TS0108	XXXX0108	Road & Bridge #4	\$991,909.73	\$77.67	\$0.00	\$991,987.40
151	TS0750	XXXX0750	Equipment Purchase	\$302,555.37	\$23.16	\$28,500.00	\$274,078.53
152	TS1111	XXXX1111	General Fund	\$10,068,547.11	\$2,000,828.87	\$0.00	\$12,069,375.98
153			TOTAL TEXSTAR	\$14,440,458.88	\$2,001,170.68	\$28,500.00	\$16,413,129.56
154				\$257,996.25			
155	COMBINED STATEMENT OF CASH POSITION						
156							
157	FUND	ACCOUNT NAME	FUND TOTAL	POOL FUNDS	INVESTMENTS	FUND TOTAL	
158	010	General Fund	\$1,796,944.07	\$29,167,026.98	\$6,998,000.00	\$37,961,971.05	
159	012	Jury Fund	\$330,100.93	\$0.00	\$0.00	\$330,100.93	
160	013	Lateral Roads	\$24,291.30	\$43,304.05	\$0.00	\$67,595.35	
161	014	Law Library	\$57.48	\$242,996.35	\$0.00	\$243,053.83	
162	015	Road & Bridge #1	\$787,998.16	\$2,473,839.36	\$250,000.00	\$3,511,837.52	
163	016	Road & Bridge #2	\$697,506.55	\$581,739.28	\$0.00	\$1,279,245.83	
164	017	Road & Bridge #3	\$886,676.58	\$1,238,954.50	\$0.00	\$2,125,631.08	
165	018	Road & Bridge #4	\$1,005,273.99	\$1,172,439.48	\$250,000.00	\$2,427,713.47	
166	019	Building Maintenance	\$2,444.96	\$711,030.99	\$0.00	\$713,475.95	
167	021	Records Mgt - Co Clerk	\$15,310.17	\$730,572.35	\$0.00	\$745,882.52	
168	022	Records Mgt - County	\$31,123.59	\$216,083.96	\$0.00	\$247,207.55	
169	024	Election Services Contracts	\$128,517.13	\$0.00	\$0.00	\$128,517.13	
170	025	STOP Federal Forfeiture	\$209.75	\$0.00	\$0.00	\$209.75	
171	026	DA Forfeiture Funds	\$33,759.77	\$13,474.54	\$0.00	\$47,234.31	
172	027	JOCO Seizure Funds	\$17,438.83	\$0.00	\$0.00	\$17,438.83	
173	028	Sheriff Forfeiture Fund	\$7,245.26	\$6,237.40	\$0.00	\$13,482.66	
174	030	Special Crimes Ops	\$258,757.69	\$0.00	\$0.00	\$258,757.69	
175	032	Special Crimes Seizures	\$36,948.73	\$0.00	\$0.00	\$36,948.73	
176	033	JJAEP	\$144,017.87	\$0.00	\$0.00	\$144,017.87	
177	034	Juvenile Case Manager Fund	\$86,273.61	\$0.00	\$0.00	\$86,273.61	
178	035	Juvenile Probation Fees	\$50,204.19	\$0.00	\$0.00	\$50,204.19	
179	036	JP #1 Technology	\$25,116.99	\$63,810.74	\$0.00	\$88,927.73	
180	037	JP #2 Technology	\$14,727.12	\$27,847.99	\$0.00	\$42,575.11	
181	038	JP #3 Technology	\$14,762.61	\$41,764.83	\$0.00	\$56,527.44	
182	039	JP #4 Technology	\$23,193.61	\$63,218.32	\$0.00	\$86,411.93	
183	040	Courthouse Security	\$117,255.13	\$0.00	\$0.00	\$117,255.13	
184	041	Justice Court Security	\$55,284.39	\$0.00	\$0.00	\$55,284.39	
185	042	Custodial Funds	\$33,432.75	\$0.00	\$0.00	\$33,432.75	
186	045	Co Clerk Records Preservation	\$95,225.01	\$430,528.91	\$250,000.00	\$775,753.92	
187	046	Dist Clerk Records Preservation	\$7,948.18	\$26,082.34	\$0.00	\$34,030.52	
188	047	Dist Clerk Records Preservation	\$9,888.25	\$0.00	\$0.00	\$9,888.25	
189	048	City & Dst Clerk Technology Fund	\$66,422.38	\$0.00	\$0.00	\$66,422.38	
190	049	Court Records Preservation Fund	\$20,355.91	\$0.00	\$0.00	\$20,355.91	
191	051	Mineral Revenue Reserve	\$57,049.01	\$1,525,742.51	\$4,000,000.00	\$5,582,791.52	
192	052	Disaster Recovery	\$37,711.02	\$0.00	\$0.00	\$37,711.02	
193	055	Indigent Health Care	\$727,726.61	\$759,612.51	\$0.00	\$1,487,339.12	
194	057	Teen Court	\$256.71	\$0.00	\$0.00	\$256.71	
195	059	Unclaimed Money	\$4,302.68	\$14,127.57	\$0.00	\$18,430.25	
196	060	Right of Way Fund	\$19,899.84	\$1,613,563.43	\$0.00	\$1,633,463.27	
197	075	Equipment Purchase	\$2.63	\$274,078.53	\$0.00	\$274,081.16	
198	076	Market Square Project	\$81,462.59	\$0.00	\$0.00	\$81,462.59	
199	080	LEC Interest & Sinking	\$623,654.09	\$248,004.39	\$0.00	\$871,658.48	
200	085	Equipment Interest & Sinking	\$1,086.22	\$0.00	\$0.00	\$1,086.22	
201	088	Criminal State Fees Fund	\$124,948.35	\$0.00	\$0.00	\$124,948.35	
202	089	Historical Commission	\$42.78	\$44,958.97	\$0.00	\$45,001.75	

	A	B	C	D	E	F	G
203	FUND		ACCOUNT NAME	CHECKING	POOLS FUNDS	INVESTMENTS	FUND TOTAL
204		096	Treasurer Clearing Account	\$106,286.66	\$0.00	\$0.00	\$106,286.66
205		097	Fee Officers Fund	\$541,527.49	\$0.00	\$0.00	\$541,527.49
206		102	Pre-Trail Bond Supervision	\$40,564.96	\$0.00	\$0.00	\$40,564.96
207		111	Special Crimes Ops	\$148,889.26	\$0.00	\$0.00	\$148,889.26
208		701	Jail Security Improvements	\$0.00	\$0.00	\$0.00	\$0.00
209		702	CSCD Construction	\$7.41	\$61,162.68	\$0.00	\$61,170.09
210		703	Motorola Simulcast Radio System	\$2,946,802.83	\$0.00	\$0.00	\$2,946,802.83
211		800	Title IV-E	\$305.71	\$19,766.32	\$0.00	\$20,072.03
212		803	SECO Grant	(\$81,335.17)	\$0.00	\$0.00	(\$81,335.17)
213		811	Bulletproof Vest Partnership	\$16.04	\$0.00	\$0.00	\$16.04
214		823	FY10 Emergency Ops Center Grant	\$26,522.91	\$0.00	\$0.00	\$26,522.91
215		830	HAVA Grant	(\$39,686.84)	\$0.00	\$0.00	(\$39,686.84)
216		840	Cities Readiness Grant	\$8,872.91	\$0.00	\$0.00	\$8,872.91
217		850	OJP Special Crimes Unit	\$0.00	\$0.00	\$0.00	\$0.00
218		851	STOP Grant	\$0.00	\$0.00	\$0.00	\$0.00
219		852	FY11 OJP STOP SCU Grant	(\$11,261.38)	\$0.00	\$0.00	(\$11,261.38)
220		871	Ed Byrne Local Solicitation	(\$12.21)	\$0.00	\$0.00	(\$12.21)
221		872	Ed Byrne Local Solicitation	(\$1,000.34)	\$0.00	\$0.00	(\$1,000.34)
222		873	Ed Byrne Memorial JAG Grant	(\$9.77)	\$0.00	\$0.00	(\$9.77)
223		874	FY10 Ed Byrne Memorial JAG	\$46.06	\$0.00	\$0.00	\$46.06
224		875	FY11 Ed Byrne Memorial- ALLERT	(\$3,929.01)	\$0.00	\$0.00	(\$3,929.01)
225		902	Juvenile Operations	\$197,858.78	\$0.00	\$0.00	\$197,858.78
226		919	Chapter 18 - Election Fund Mgmt	\$2,659.60	\$0.00	\$0.00	\$2,659.60
227		922	Community Supervision	\$157,165.63	\$46,807.36	\$0.00	\$203,972.99
228		934	Emission Enforcement Officer	\$24,985.63	\$0.00	\$0.00	\$24,985.63
229		935	Clean Vehicle Fleet Program	\$7.78	\$0.00	\$0.00	\$7.78
230		938	Indigent Defense Formula Grant	\$0.56	\$0.00	\$0.00	\$0.56
231		939	Indigent Defense Improvement Grant	\$101,925.25	\$0.00	\$0.00	\$101,925.25
232		941	Mental Health Peace Officer	\$62,775.70	\$0.00	\$0.00	\$62,775.70
233		945	TCEQ Texas Aircheck Program	\$0.00	\$0.00	\$0.00	\$0.00
234			Grand Totals	\$12,732,841.92	\$41,858,776.64	\$11,748,000.00	\$66,339,618.56
235							
236	First Financial Bank / Pledged Collateral:			Orig Face Value	Par Value	Book Value	Market Value
237	as of		Cleburne	\$90,126,087.00	\$32,101,686.57	\$32,833,189.22	\$34,542,188.07
238	29-Feb-12		Abilene	\$51,895,760.00	\$49,389,623.14	\$48,489,015.09	\$53,044,507.70
239			Totals	\$142,021,847.00	\$81,491,309.71	\$81,322,204.31	\$87,586,695.77
240							
241							
242							
243							
244	I certify the information in this report is true and correct to the best of my knowledge.						
245							
246							
247							
248				<i>Debbie Rice</i>		<i>3-20-12</i>	
249				Date			
250				Date			
251							



I certify the information in this report is true and correct to the best of my knowledge.







Debbie Rice

3-20-12

Debbie Rice

Date

Treasurer

	A	B	C	D	E	F	G
252							
253	COUNTY TREASURER'S REPORT				COMMISSIONERS COURT		
254	IN THE MATTER OF COUNTY FINANCES				JOHNSON COUNTY, TEXAS		
255	IN THE HANDS OF DEBBIE RICE				IN REGULAR SESSION		
256	TREASURER OF JOHNSON COUNTY, TEXAS				MARCH TERM 2012		
257							
258							
259	IN ACCORDANCE with Section 114.026, Local Government Code, we the undersigned, constituting the						
260	entire Commissioners Court of said County, certify that on the <u>26th</u> day of <u>march</u> , 2012,						
261	at the Regular term of Court, we compared and examined the monthly report of Debbie Rice,						
262	Treasurer of Johnson County, for FEBRUARY 2012, and finding the same correct, entered an order in						
263	the Minutes approving said Report, which states total cash and other assets on hand as \$66,339,618.56						
264							
265							
266			Roger Harmon, County Judge				
267							
268							
269			Rick Bailey, Commissioner, Pct 1		Troy T Thompson, Commissioner Pct. 2		
270							
271							
272			Jerry D. Stringer, Commissioner, Pct. 3		Don Beeson, Commissioner Pct. 4		
273							
274	SWORN TO AND SUBSCRIBED BEFORE ME, by Roger Harmon, County Judge and County						
275	Commissioners of said Johnson County, each respectively, on this the <u>26th</u> day of <u>march</u> , A.D. 2012						
276							
277							
278			Becky Williams, County Clerk and				
279			Clerk of the Commissioners Court in and for				
280			Johnson County, Texas.				
281							
282	FILED FOR RECORD THIS _____ DAY OF _____ A.D., 2012 and recorded in the minutes of the Court						
283	for the term in which the affidavits are filed on the _____ day of _____, A.D. 2012						
284							
285							
286					Attest: Becky Williams, County Clerk		
287							
288							
289							
290							
291							
292							
293							

