

JOHNSON COUNTY COMMISSIONERS COURT

Filed For Record 1:08pm



MAR 03 2015

Becky Ivey  
County Clerk, Johnson County Texas  
BY md DEPUTY  
JERRY D. STRINGER  
Commissioner Pct. #3  
LARRY WOOLLEY  
Commissioner Pct. #4

RICK BAILEY  
Commissioner Pct. #1  
  
KENNY HOWELL  
Commissioner Pct. #2

ROGER HARMON  
County Judge

Alison Hitchcock  
Assistant to Commissioner's Court

ORDER NO. 2015-05

THE STATE OF TEXAS  
  
COUNTY OF JOHNSON

§  
§  
§

March 3, 2015

---

ORDER APPROVING THE JOHNSON COUNTY TREASURER'S REPORT

---

**WHEREAS**, Section 114.026 of the Local Government Code requires a Treasurer's Report be submitted at least once a month to the Commissioners Court at a regular term; and

**WHEREAS**, the Johnson County Commissioners Court has compared and examined the Treasurer's Report submitted for approval on March 3, 2015 which is attached hereto as Exhibit A and has determined that the Treasurer's Report is correct.

**IT IS THEREFORE ORDERED**, that the Johnson County Treasurer's Report which is attached hereto as Exhibit A is approved as presented by the Johnson County Treasurer to the Commissioners Court of Johnson County, Texas and this Order Approving the Johnson County Treasurer's Report and attached Exhibit A are to be entered into the Minutes.

**GIVEN UNDER OUR HAND AND THE SEAL OF JOHNSON COUNTY THIS 3<sup>rd</sup> day of March, 2015.**

COPY NOT COMPARED  
TO ORIGINAL

Filed For Record

MAR 03 2018

County Clerk Johnson County, Kansas  
Deputy Clerk  
BY \_\_\_\_\_

TO ORIGINAL  
COPY NOT COMPARED

*Roger Harmon*

Roger Harmon, Johnson County Judge

Voted:  yes, \_\_\_ no, \_\_\_ abstained

*Rick Bailey*

Rick Bailey, Commissioner Pct #1

Voted:  yes, \_\_\_ no, \_\_\_ abstained

*Kenny Howell*

Kenny Howell, Commissioner Pct #2

Voted:  yes, \_\_\_ no, \_\_\_ abstained

*Jerry D. Stringer*

Jerry D. Stringer, Commissioner Pct #3

Voted: \_\_\_ yes, \_\_\_ no, \_\_\_ abstained

*Larry Woolley*

Larry Woolley, Commissioner Pct #4

Voted:  yes, \_\_\_ no, \_\_\_ abstained

Attest: *Becky Mey*  
County Clerk



**Treasurers Financial Report**

**Debbie Rice CCT/CIO**

**County Treasurer & Chief Investment Officer**

**January 2015**



**CASH & INVESTMENTS**

**First Financial Bank Accounts**

Account Number	Account Title	Beginning Balance	Deposits	Disbursements	Ending Balance
XX-X619-8	General Fund	\$20,914,399.03	\$23,894,447.17	\$6,097,298.75	\$38,711,547.45
XX-X654-5	Treasurer Clearing Account	\$174,882.78	\$228,936.70	\$187,661.22	\$216,158.26
	<b>Total Checking</b>	<b>\$21,089,281.81</b>	<b>\$24,123,383.87</b>	<b>\$6,284,959.97</b>	<b>\$38,927,705.71</b>

**Cash Balance by Fund**

Fund	Account Title	Beginning Balance	Receipts	Disbursements	Ending Balance
0100	General Fund	\$4,315,295.99	\$18,360,870.13	\$3,690,079.52	\$18,986,086.60
0120	Jury Fund	\$373,841.34	\$117,198.61	\$6,354.00	\$484,685.95
0140	Law Library	\$214,093.32	\$8,054.93	\$13,139.57	\$209,008.68
0150	Road & Bridge #1	\$648,163.57	\$567,213.01	\$112,203.88	\$1,103,172.70
0160	Road & Bridge #2	\$402,460.04	\$614,084.31	\$88,831.97	\$927,712.38
0170	Road & Bridge #3	\$625,490.46	\$808,958.12	\$96,905.93	\$1,337,542.65
0180	Road & Bridge #4	\$552,228.09	\$520,209.81	\$111,798.79	\$960,639.11
0190	Building Maintenance	\$1,267,072.71	\$0.00	\$72,924.82	\$1,194,147.89
0200	County Projects	\$35,410.88	\$0.00	\$0.00	\$35,410.88
0210	Records Mgt - Co Clerk	\$595,631.49	\$22,448.75	\$10,899.57	\$607,180.67
0220	Records Mgt - County	\$295,882.76	\$4,479.78	\$0.00	\$300,362.54
0240	Election Services Contracts	\$223,284.34	\$0.00	\$0.00	\$223,284.34
0250	STOP Federal Forfeitures	\$2,404.10	\$0.00	\$0.00	\$2,404.10
0260	DA Forfeiture Funds	\$91,262.00	\$0.00	\$0.00	\$91,262.00
0270	JOCO Seizure Funds	\$21,226.59	\$0.00	\$0.00	\$21,226.59
0280	Sheriff Forfeiture Fund	\$17,435.41	\$0.00	\$0.00	\$17,435.41
0300	Special Crimes Ops	\$145,000.59	\$475.60	\$87.00	\$145,389.19
0320	Special Crimes Seizures	\$38,848.43	\$25,793.00	\$0.00	\$64,641.43
0330	JJAEP	\$104,983.73	\$3,786.34	\$18,494.04	\$90,276.03
0340	Juvenile Case Manager Fund	\$113,442.82	\$2,829.62	\$2,728.82	\$113,543.62
0350	Juvenile Probation Fees	\$54,811.90	\$1,065.05	\$12.11	\$55,864.84
0360	JP #1 Technology	\$115,493.07	\$731.59	\$0.00	\$116,224.66
0370	JP #2 Technology	\$45,497.13	\$237.55	\$734.50	\$45,000.18
0380	JP #3 Technology	\$61,144.20	\$842.35	\$853.85	\$61,132.70
0390	JP #4 Technology	\$89,431.85	\$224.07	\$0.00	\$89,655.92
0400	Courthouse Security	\$106,626.37	\$5,489.67	\$9,214.51	\$102,901.53
0410	Justice Court Security	\$77,441.79	\$506.94	\$0.00	\$77,948.73
0420	Custodial Funds	\$56,596.26	\$579.74	\$0.00	\$57,176.00
0450	Co Clerk Records Preservation	\$875,231.21	\$22,200.00	\$0.00	\$897,431.21
0460	Dist Clerk Records Preservation	\$65,634.42	\$945.37	\$0.00	\$66,579.79
0470	Cty & Dst Clerk Technology Fund	\$31,461.02	\$565.13	\$0.00	\$32,026.15
0480	Court Records Preservation Fund	\$152,117.06	\$2,550.98	\$0.00	\$154,668.04
0490	Dst Crt Records Technology Fund	\$54,614.62	\$2,134.17	\$0.00	\$56,748.79
0510	Mineral Revenue Reserve	\$1,822,900.87	\$17,200.00	\$0.00	\$1,840,100.87
0520	Disaster Recovery	\$35,277.88	\$0.00	\$0.00	\$35,277.88

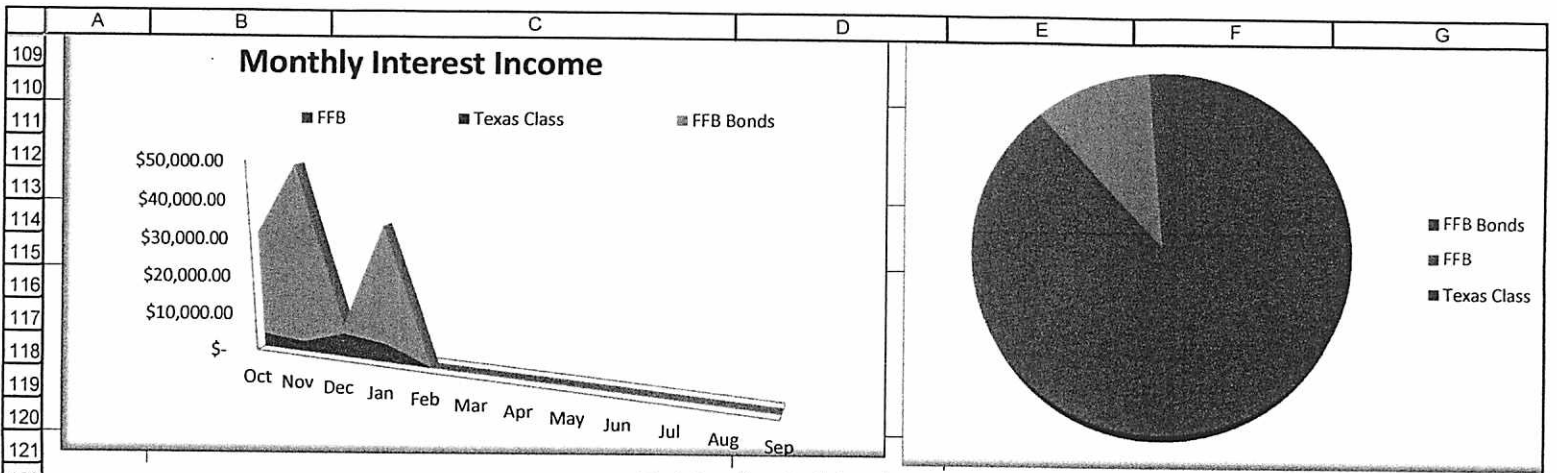
	A	B	C	D	E	F	G
52	Fund		Account Title	Beginning Balance	Receipts	Disbursements	Ending Balance
53	0530		Capital Murder Fund	\$474,953.67	\$287,077.83	\$0.00	\$762,031.50
54	0550		Indigent Health Care	\$285,522.53	\$428,909.09	\$7,938.32	\$706,493.30
55	0590		Unclaimed Money	\$21,917.87	\$0.00	\$0.00	\$21,917.87
56	0600		Right of Way Fund	\$202,063.53	\$0.00	\$0.00	\$202,063.53
57	0750		Equipment Purchase	\$539,922.31	\$0.00	\$64,224.04	\$475,698.27
58	0800		LEC Interest & Sinking	\$890,761.71	\$847,421.51	\$0.00	\$1,738,183.22
59	0850		Equipment Int. & Sinking Fund	\$128,619.33	\$326,454.79	\$0.00	\$455,074.12
60	0880		Criminal State Fees Fund	\$327,212.14	\$124,896.32	\$326,977.14	\$125,131.32
61	0890		Historical Commission	\$39,992.92	\$0.00	\$16.26	\$39,976.66
62	0970		Fee Officers Fund	(\$143,893.84)	\$469,307.52	\$520,233.28	(\$194,819.60)
63	1020		Pre-Trial Bond Supervision	\$47,074.98	\$10,663.40	\$6,961.99	\$50,776.39
64	1110		Special Crimes Ops	\$135,490.28	\$937.16	\$13,106.34	\$123,321.10
65	7010		Jail Construction Improvements	\$266,443.16	\$0.00	\$76,332.00	\$190,111.16
66	7030		Motorola Simulcast Radio System	\$193,369.19	\$0.00	\$193,369.19	\$0.00
67	7040		Alvarado Sub-Courthouse	\$141,595.71	\$0.00	\$83,234.84	\$58,360.87
68	7050		Jail Lift Station	\$140,196.82	\$0.00	\$0.00	\$140,196.82
69	7060		Software Projects	\$2,453,560.64	\$0.00	\$80,653.43	\$2,372,907.21
70	8230		Emergency Ops Center Grant	\$0.00	\$0.00	\$0.00	\$0.00
71	8400		Cities Readiness Grant	(\$19,546.79)	\$12,359.04	\$3,076.62	(\$10,264.37)
72	8710		Edward Byrne (JAG) Local Solicitation	\$0.00	\$0.00	\$0.00	\$0.00
73	8730		Ed Byrne Memorial JAG Grant FY 10	\$0.00	\$0.00	\$0.00	\$0.00
74	8760		2013-14 Byrne JAG - Crime Reporting	\$0.00	\$0.00	\$0.00	\$0.00
75	8770		2014-15 Byrne JAG - Crime Scene Van	(\$10,325.00)	\$0.00	\$0.00	(\$10,325.00)
76	9020		Juvenile Operations	\$131,438.68	\$69,244.49	\$48,100.32	\$152,582.85
77	9220		Community Supervision	\$657,899.13	\$173,708.65	\$249,298.25	\$582,309.53
78	9380		Indigent Defense Formula Grant	\$187,077.83	\$31,792.75	\$187,077.83	\$31,792.75
79	9390		Indigent Defense Improvement Grant	\$95,313.92	\$0.00	\$1,436.02	\$93,877.90
80	9450		TCEQ Aircheck	\$0.00	\$0.00	\$0.00	\$0.00
81			<b>Total General Fund</b>	<b>\$20,914,399.03</b>	<b>\$23,894,447.17</b>	<b>\$6,097,298.75</b>	<b>\$38,711,547.45</b>

**FFB Trust and Asset Management Account Detail**

	Fund	Account Number	Account Title	% of Total	Interest Earned	Cash Equivalents	Govt/Agencies Bonds
85	B0100		General Fund	72.73%	\$22,388.19	\$ 106,949.60	\$ 7,883,942.36
86	B0150		Road & Bridge #1	4.55%	\$1,400.61	\$ 6,690.78	\$ 493,220.65
87	B0160		Road & Bridge #2	0.91%	\$280.12	\$ 1,338.16	\$ 98,644.13
88	B0170		Road & Bridge #3	2.73%	\$840.37	\$ 4,014.47	\$ 295,932.39
89	B0180		Road & Bridge #4	3.64%	\$1,120.49	\$ 5,352.63	\$ 394,576.52
90	B0210		Records Management - Clerk	2.73%	\$840.37	\$ 4,014.47	\$ 295,932.39
91	B0220		Records Management - County	0.91%	\$280.12	\$ 1,338.16	\$ 98,644.13
92	B0550		Indigent Health	5.45%	\$1,677.65	\$ 8,014.23	\$ 590,780.78
93	B0600		Right of Way	6.36%	\$1,957.77	\$ 9,352.39	\$ 689,424.91
94					<b>\$30,782.61</b>	<b>\$ 147,050.18</b>	<b>\$ 10,840,014.25</b>
95			<b>Total Cash and Bonds</b>				<b>\$ 10,987,064.43</b>

**TexasClass Detail**

	Fund	Account Number	Account Title	Beginning Balance	Deposits	Withdrawals	Ending Balance
99	TC0001	XXXXX-0263-0001	General Fund (0100)	\$344,651.05	\$30.66	\$0.00	\$344,681.71
100	TC0002	XXXXX-0263-0002	Road & Bridge #1 (0150)	\$1,001,643.00	\$89.11	\$0.00	\$1,001,732.11
101	TC0003	XXXXX-0263-0003	Road & Bridge #2 (0160)	\$239,467.74	\$21.32	\$0.00	\$239,489.06
102	TC0004	XXXXX-0263-0004	Road & Bridge #3 (0170)	\$965,599.81	\$85.96	\$0.00	\$965,685.77
103	TC0005	XXXXX-0263-0005	Road & Bridge #4 (0180)	\$808,420.02	\$71.99	\$0.00	\$808,492.01
104	TC0007	XXXXX-0263-0007	Indigent Healthcare (0550)	\$521,554.90	\$46.42	\$0.00	\$521,601.32
105	TC0008	XXXXX-0263-0008	Right of Way (0600)	\$551,105.58	\$49.11	\$0.00	\$551,154.69
106			<b>Total Texas CLASS</b>	<b>\$4,432,442.10</b>	<b>\$394.57</b>	<b>\$0.00</b>	<b>\$4,432,836.67</b>



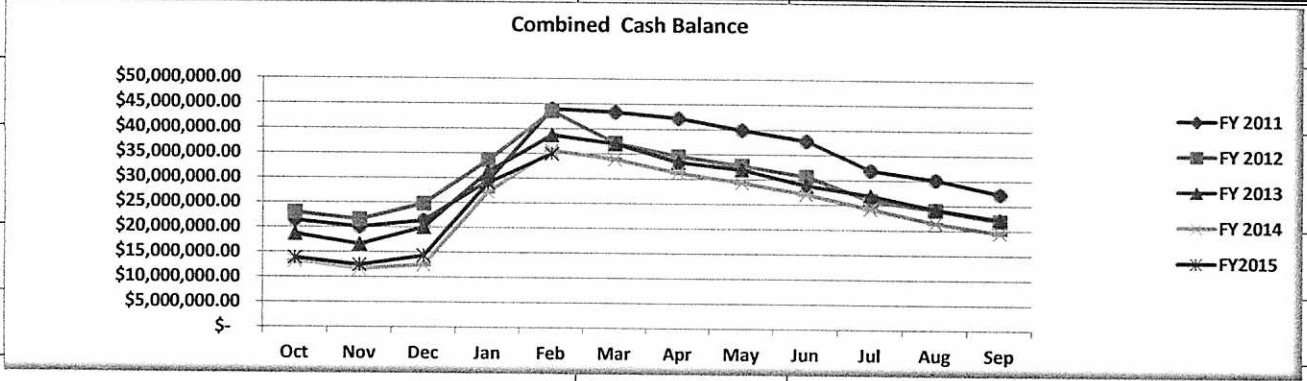
**Outstanding Indebtedness**

Description	Outstanding Amount	Next Payment Due
Johnson County GO Refunding Bonds Series 2007	\$10,034,579.00	\$1,595,356.26 2/15/2015
Johnson County Tax Notes -Series 2013	\$4,370,000.00	8/15/2015


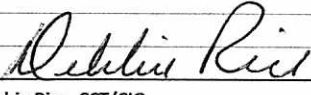
**Combined Statement of Cash Position**

FUND	ACCOUNT NAME	FUND TOTAL	POOL FUNDS	INVESTMENTS	FUND TOTAL
0100	General Fund	\$18,986,086.60	\$344,681.71	\$ 7,883,942.36	\$27,214,710.67
0120	Jury Fund	\$484,685.95	\$0.00	\$0.00	\$484,685.95
0140	Law Library	\$209,008.68	\$0.00	\$0.00	\$209,008.68
0150	Road & Bridge #1	\$1,103,172.70	\$1,001,732.11	\$ 493,220.65	\$2,598,125.46
0160	Road & Bridge #2	\$927,712.38	\$239,489.06	\$98,644.13	\$1,265,845.57
0170	Road & Bridge #3	\$1,337,542.65	\$965,685.77	\$295,932.39	\$2,599,160.81
0180	Road & Bridge #4	\$960,639.11	\$808,492.01	\$ 394,576.52	\$2,163,707.64
0190	Building Maintenance	\$1,194,147.89	\$0.00	\$0.00	\$1,194,147.89
0200	Special Projects	\$35,410.88	\$0.00	\$0.00	\$35,410.88
0210	Records Mgt - Co Clerk	\$607,180.67	\$0.00	\$ 295,932.39	\$903,113.06
0220	Records Mgt - County	\$300,362.54	\$0.00	\$ 98,644.13	\$399,006.67
0240	Election Services Contracts	\$223,284.34	\$0.00	\$0.00	\$223,284.34
0250	STOP Federal Forfeitures	\$2,404.10	\$0.00	\$0.00	\$2,404.10
0260	DA Forfeiture Funds	\$91,262.00	\$0.00	\$0.00	\$91,262.00
0270	JOCO Seizure Funds	\$21,226.59	\$0.00	\$0.00	\$21,226.59
0280	Sheriff Forfeiture Fund	\$17,435.41	\$0.00	\$0.00	\$17,435.41
0300	Special Crimes Ops	\$145,389.19	\$0.00	\$0.00	\$145,389.19
0320	Special Crimes Seizures	\$64,641.43	\$0.00	\$0.00	\$64,641.43
0330	JJAEP	\$90,276.03	\$0.00	\$0.00	\$90,276.03
0340	Juvenile Case Manager Fund	\$113,543.62	\$0.00	\$0.00	\$113,543.62
0350	Juvenile Probation Fees	\$55,864.84	\$0.00	\$0.00	\$55,864.84
0360	JP #1 Technology	\$116,224.66	\$0.00	\$0.00	\$116,224.66
0370	JP #2 Technology	\$45,000.18	\$0.00	\$0.00	\$45,000.18
0380	JP #3 Technology	\$61,132.70	\$0.00	\$0.00	\$61,132.70
0390	JP #4 Technology	\$89,655.92	\$0.00	\$0.00	\$89,655.92
0400	Courthouse Security	\$102,901.53	\$0.00	\$0.00	\$102,901.53
0410	Justice Court Security	\$77,948.73	\$0.00	\$0.00	\$77,948.73
0420	Custodial Funds	\$57,176.00	\$0.00	\$0.00	\$57,176.00
0450	Co Clerk Records Preservation	\$897,431.21	\$0.00	\$0.00	\$897,431.21
0460	Dist Clerk Records Preservation	\$66,579.79	\$0.00	\$0.00	\$66,579.79
0470	Dist Clerk Records Preservation	\$32,026.15	\$0.00	\$0.00	\$32,026.15



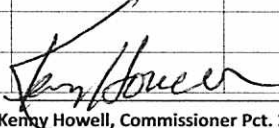




A	B	C	D	E	F	G
	FUND	ACCOUNT NAME	CHECKING	POOLS FUNDS	INVESTMENTS	FUND TOTAL
162						
163	0480	City & Dst Clerk Technology Fund	\$154,668.04	\$0.00	\$0.00	\$154,668.04
164	0490	Court Records Preservation Fund	\$56,748.79	\$0.00	\$0.00	\$56,748.79
165	0510	Mineral Revenue Reserve	\$1,840,100.87	\$0.00	\$0.00	\$1,840,100.87
166	0520	Disaster Recovery	\$35,277.88	\$0.00	\$0.00	\$35,277.88
167	0530	Capital Murder Fund	\$762,031.50	\$0.00	\$0.00	\$762,031.50
168	0550	Indigent Healthcare	\$706,493.30	\$521,601.32	\$ 590,780.78	\$1,818,875.40
169	0590	Unclaimed Money	\$21,917.87	\$0.00	\$ -	\$21,917.87
170	0600	Right of Way Fund	\$202,063.53	\$551,154.69	\$ 689,424.91	\$1,442,643.13
171	0750	Equipment Purchase	\$475,698.27	\$0.00	\$60.00	\$475,758.27
172	0800	LEC Interest & Sinking	\$1,738,183.22	\$0.00	\$0.00	\$1,738,183.22
173	0850	Equipment Int. & Sinking Fund	\$455,074.12	\$0.00	\$0.00	\$455,074.12
174	0880	Criminal State Fees Fund	\$125,131.32	\$0.00	\$0.00	\$125,131.32
175	0890	Historical Commission	\$39,976.66	\$0.00	\$0.00	\$39,976.66
176	0960	Treasurer Clearing Account	\$216,158.26	\$0.00	\$0.00	\$216,158.26
177	0970	Fee Officers Fund	(\$194,819.60)	\$0.00	\$0.00	(\$194,819.60)
178	1020	Pre-Trial Bond Supervision	\$50,776.39	\$0.00	\$0.00	\$50,776.39
179	1110	Special Crimes Ops	\$123,321.10	\$0.00	\$0.00	\$123,321.10
180	7010	Jail Construction Improvements	\$190,111.16	\$0.00	\$0.00	\$190,111.16
181	7030	Motorola Simulcast Radio System	\$0.00	\$0.00	\$0.00	\$0.00
182	7040	Alvarado Sub-Courthouse	\$58,360.87	\$0.00	\$0.00	\$58,360.87
183	7050	Jail Lift Station	\$140,196.82	\$0.00	\$0.00	\$140,196.82
184	7060	Software Projects	\$2,372,907.21	\$0.00	\$0.00	\$2,372,907.21
185	8230	Emergency Ops Center Grant	\$0.00	\$0.00	\$0.00	\$0.00
186	8400	Cities Readiness Grant	(\$10,264.37)	\$0.00	\$0.00	(\$10,264.37)
187	8710	Ed Byrne Local Solicitation	\$0.00	\$0.00	\$0.00	\$0.00
188	8730	Ed Byrne Memorial JAG Grant	\$0.00	\$0.00	\$0.00	\$0.00
189	8760	2013-14 Byrne JAG - Crime Reporting	\$0.00	\$0.00	\$0.00	\$0.00
190	8770	2014/15 Byrne JAG - Crime Scene Van	(\$10,325.00)	\$0.00	\$0.00	(\$10,325.00)
191	9020	Juvenile Operations	\$152,582.85	\$0.00	\$0.00	\$152,582.85
192	9220	Community Supervision	\$582,309.53	\$0.00	\$0.00	\$582,309.53
193	9380	Indigent Defense Forumla Grant	\$31,792.75	\$0.00	\$0.00	\$31,792.75
194	9390	Indigent Defense Improvement Grant	\$93,877.90	\$0.00	\$0.00	\$93,877.90
195	9450	TCEQ Aircheck	\$0.00	\$0.00	\$0.00	\$0.00
196		<b>Grand Total</b>	<b>\$38,927,705.71</b>	<b>\$4,432,836.67</b>	<b>\$10,841,158.16</b>	<b>\$54,201,700.64</b>



First Financial Bank / Pledged Collateral:		Orig Face Value	Par Value	Book Value	Market Value	
210	as of	Cleburne	\$44,090,000.00	\$44,090,000.00	\$44,912,899.29	\$46,751,693.25
211	31-Jan-15	Abilene	\$81,656,185.00	\$75,443,570.10	\$80,953,481.47	\$81,929,068.41
212		<b>Totals</b>	<b>\$125,746,185.00</b>	<b>\$119,533,570.10</b>	<b>\$125,866,380.76</b>	<b>\$128,680,761.66</b>
213						
214						
215						
216						
217						

	A	B	C	D	E	F	G
218	<p style="text-align: center;"><b>LOCAL GOVERNMENT CODE: 134.026</b></p> <p><b>COUNTY TREASURER'S REPORT TO COMMISSIONERS COURT AT REGULAR TERM.</b></p> <p>(a) At least once a month at a regular term of the commissioners court, the county treasurer shall make a detailed report of:</p> <p style="margin-left: 40px;">(1) money received and disbursed;</p> <p style="margin-left: 40px;">(2) debts due to and owed by the county; and</p> <p style="margin-left: 40px;">(3) all other proceedings in the treasurer's office.</p>						
219							
220							
221							
222							
223							
224							
225	<p>I certify the information in this report is true and correct to the best of my knowledge.</p>						
226						<p style="font-size: 1.5em;">2-13-15</p>	
227				<p>Debbie Rice, CCT/CIO</p>		<p>Date</p>	
228							
229							
230							
231							
232							
233							



	A	B	C	D	E	F	G
234	COUNTY TREASURER'S REPORT					COMMISSIONERS COURT	
235	IN THE MATTER OF COUNTY FINANCES					JOHNSON COUNTY, TEXAS	
236	IN THE HANDS OF DEBBIE RICE					IN REGULAR SESSION	
237	TREASURER OF JOHNSON COUNTY, TEXAS					FEBRUARY TERM 2015	
238							
239							
240							
241	IN ACCORDANCE with Section 114.026, Local Government Code, we the undersigned, constituting the						
242	entire Commissioners Court of said County, certify that on the <u>3<sup>rd</sup></u> day of <u>march</u> , 2015,						
243	at the Regular term of Court, we compared and examined the monthly report of Debbie Rice,						
244	Treasurer of Johnson County, for JANUARY 2015, and finding the same correct, entered an order in						
245	the Minutes approving said Report, which states total cash and other assets on hand as \$54,201,700.64						
246							
247							
248							
249			Roger Harmon, County Judge				
250							
251							
252	Rick Bailey, Commissioner, Pct. 1			Kenny Howell, Commissioner Pct. 2			
253							
254							
255	Jerry D. Stringer, Commissioner, Pct. 3			Larry Woolley, Commissioner Pct. 4			
256	SWORN TO AND SUBSCRIBED BEFORE ME, by Roger Harmon, County Judge and County						
257	Commissioners of said Johnson County, each respectively, on this the <u>3<sup>rd</sup></u> day of <u>march</u> , A.D. 2015						
258							
259							
260							
261			Becky Ivey, County Clerk and				
262			Clerk of the Commissioners Court in and for				
263			Johnson County, Texas.				
264	FILED FOR RECORD THIS _____ DAY OF _____ A.D., 2015 and recorded in the minutes of the Court						
265	for the term in which the affidavits are filed on the _____ day of _____, A.D. 2015						
266							
267							
268							
269							
270							

Attest: Becky Ivey, County Clerk

	A	B	C	D	E	F	G
271			<b>Appendix A Current Bond Holdings</b>				
272							
273							
274	<b>TYPE</b>	<b>RATE</b>	<b>MATURITY DATE</b>	<b>FACE VALUE</b>	<b>MARKET VALUE</b>		
275	FFCB	4.875%	01/17/2017	\$ 500,000.00	\$ 541,755.00		
276	FHLB	0.375%	05/17/2017	\$ 500,000.00	\$ 500,525.00		
277	FFCB	4.875%	01/17/2017	\$ 500,000.00	\$ 547,695.00		
278	FHLMC	0.750%	01/12/2018	\$ 525,000.00	\$ 522,758.25		
279	FHLMC	0.875%	10/14/2016	\$ 500,000.00	\$ 503,285.00		
280	FHLMC	1.000%	03/08/2017	\$ 500,000.00	\$ 504,090.00		
281	FHLMC	2.000%	08/25/2016	\$ 500,000.00	\$ 512,740.00		
282	FHLMC	2.500%	05/27/2016	\$ 500,000.00	\$ 514,200.00		
283	FHLMC	2.875%	02/09/2015	\$ 500,000.00	\$ 500,270.00		
284	FHLMC	4.75%	01/19/2016	\$ 450,000.00	\$ 469,206.00		
285	FHLMC	4.75%	11/17/2015	\$ 500,000.00	\$ 517,870.00		
286	FHLMC	5.50%	08/23/2017	\$ 500,000.00	\$ 560,545.00		
287	FNMA	0.875%	12/20/2017	\$ 500,000.00	\$ 500,225.00		
288	FNMA	1.375%	11/15/2016	\$ 500,000.00	\$ 507,835.00		
289	FNMA	1.625%	10/26/2015	\$ 500,000.00	\$ 505,210.00		
290	FNMA	2.375%	04/11/2016	\$ 500,000.00	\$ 512,390.00		
291	FNMA	2.375%	07/28/2015	\$ 500,000.00	\$ 505,430.00		
292	FNMA	5.000%	04/15/2015	\$ 500,000.00	\$ 504,930.00		
293	FNMA	5.25%	09/15/2016	\$ 500,000.00	\$ 538,975.00		
294	US Treas	2.375%	07/31/2017	\$ 500,000.00	\$ 521,640.00		
295	US Treas	4.25%	11/15/2017	\$ 500,000.00	\$ 548,440.00		
296	FSG FUND		N/A	\$ 147,050.18	\$ 147,050.18		
297							
298							