

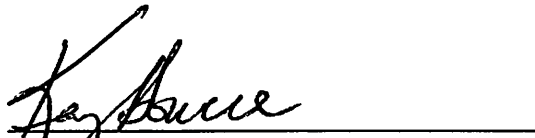
Roger Harmon, Johnson County Judge

Voted: yes, no, abstained




Rick Bailey, Commissioner Pct #1

Voted: yes, no, abstained




Kenny Howell, Commissioner Pct #2

Voted: yes, no, abstained



Jerry D. Stringer, Commissioner Pct #3

Voted: yes, no, abstained



Larry Woolley, Commissioner Pct #4

Voted: yes, no, abstained

Attest: 
County Clerk



A	B	C	D	E	F	G
1	Treasurer's Financial Report					
2	Debbie Rice CCT/CIO					
3	County Treasurer & Chief Investment Officer					
4	April 2015					
5	CASH & INVESTMENTS					
6	First Financial Bank Accounts					
7						
8						
9	Account Number	Account Title	Beginning Balance	Deposits	Disbursements	Ending Balance
10	XX-X619-8	General Fund	\$44,778,286.38	\$5,970,775.64	\$7,806,817.85	\$42,942,244.17
11	XX-X654-5	Treasurer Clearing Account	\$306,808.18	\$286,789.06	\$327,295.97	\$266,301.27
12		Total Checking	\$45,085,094.56	\$6,257,564.70	\$8,134,113.82	\$43,208,545.44
13	Cash Balance by Fund					
14						
15						
16	Fund	Account Title	Beginning Balance	Receipts	Disbursements	Ending Balance
17	0100	General Fund	\$25,145,460.04	\$2,701,792.73	\$3,903,142.88	\$23,944,109.89
18	0120	Jury Fund	\$575,339.84	\$5,782.83	\$16,878.51	\$564,244.16
19	0140	Law Library	\$207,017.72	\$10,342.09	\$8,510.59	\$208,849.22
20	0150	Road & Bridge #1	\$1,323,782.47	\$60,173.30	\$115,828.03	\$1,268,127.74
21	0160	Road & Bridge #2	\$1,171,044.98	\$185,317.45	\$93,766.41	\$1,262,596.02
22	0170	Road & Bridge #3	\$1,458,554.43	\$71,948.42	\$331,697.11	\$1,198,805.74
23	0180	Road & Bridge #4	\$1,073,687.89	\$56,813.72	\$229,501.14	\$901,000.47
24	0190	Building Maintenance	\$1,082,898.31	\$0.00	\$135,220.49	\$947,677.82
25	0200	County Projects	\$35,410.88	\$0.00	\$0.00	\$35,410.88
26	0210	Records Mgt - Co Clerk	\$630,947.70	\$25,214.45	\$10,878.79	\$645,283.36
27	0220	Records Mgt - County	\$311,216.57	\$5,452.21	\$0.00	\$316,668.78
28	0240	Election Services Contracts	\$223,634.34	\$3,500.00	\$2,332.29	\$224,802.05
29	0250	STOP Federal Forfeitures	\$2,404.10	\$0.00	\$0.00	\$2,404.10
30	0260	DA Forfeiture Funds	\$93,351.00	\$0.00	\$0.00	\$93,351.00
31	0270	JOCO Seizure Funds	\$21,226.59	\$0.00	\$0.00	\$21,226.59
32	0280	Sheriff Forfeiture Fund	\$18,935.41	\$0.00	\$0.00	\$18,935.41
33	0300	Special Crimes Ops	\$146,363.54	\$1,263.90	\$348.00	\$147,279.44
34	0320	Special Crimes Seizures	\$64,482.34	\$0.00	\$0.00	\$64,482.34
35	0330	JJAEP	\$56,659.60	\$3,784.00	\$17,357.56	\$43,086.04
36	0340	Juvenile Case Manager Fund	\$113,821.44	\$2,518.09	\$2,702.33	\$113,637.20
37	0350	Juvenile Probation Fees	\$57,586.51	\$648.33	\$0.00	\$58,234.84
38	0360	JP #1 Technology	\$118,272.79	\$755.76	\$0.00	\$119,028.55
39	0370	JP #2 Technology	\$45,704.69	\$286.13	\$135.00	\$45,855.82
40	0380	JP #3 Technology	\$61,622.77	\$594.38	\$2,702.69	\$59,514.46
41	0390	JP #4 Technology	\$90,113.35	\$229.70	\$1,470.00	\$88,873.05
42	0400	Courthouse Security	\$105,357.34	\$6,030.05	\$4,320.06	\$107,067.33
43	0410	Justice Court Security	\$74,067.24	\$464.54	\$480.00	\$74,051.78
44	0420	Custodial Funds	\$58,515.90	\$965.00	\$0.00	\$59,480.90
45	0450	Co Clerk Records Preservation	\$945,541.21	\$24,570.00	\$0.00	\$970,111.21
46	0460	Dist Clerk Records Preservation	\$68,550.87	\$1,192.47	\$25,863.18	\$43,880.16
47	0470	Cty & Dst Clerk Technology Fund	\$33,456.30	\$633.36	\$0.00	\$34,089.66
48	0480	Court Records Preservation Fund	\$159,940.26	\$3,228.34	\$0.00	\$163,168.60
49	0490	Dst Crt Records Technology Fund	\$61,349.92	\$2,550.34	\$0.00	\$63,900.26
50	0510	Mineral Revenue Reserve	\$1,840,100.87	\$0.00	\$1,000,000.00	\$840,100.87
51	0520	Disaster Recovery	\$35,277.88	\$0.00	\$0.00	\$35,277.88



	A	B	C	D	E	F	G
52	Fund		Account Title	Beginning Balance	Receipts	Disbursements	Ending Balance
53	0530		Capital Murder Fund	\$756,614.50	\$0.00	\$0.00	\$756,614.50
54	0550		Indigent Health Care	\$1,002,337.67	\$54,307.98	\$8,286.65	\$1,048,359.00
55	0590		Unclaimed Money	\$21,969.45	\$0.00	\$0.00	\$21,969.45
56	0600		Right of Way Fund	\$202,063.53	\$0.00	\$0.00	\$202,063.53
57	0750		Equipment Purchase	\$160,856.52	\$0.00	\$16,741.19	\$144,115.33
58	0800		LEC Interest & Sinking	\$773,246.09	\$656,425.02	\$829.15	\$1,428,841.96
59	0850		Equipment Int. & Sinking Fund	\$694,080.07	\$12,988.26	\$623,029.14	\$84,039.19
60	0880		Criminal State Fees Fund	\$398,927.21	\$134,316.08	\$3,486.11	\$529,757.18
61	0890		Historical Commission	\$39,399.51	\$0.00	\$465.52	\$38,933.99
62	0970		Fee Officers Fund	(\$279,047.21)	\$610,692.78	\$579,897.68	(\$248,252.11)
63	1020		Pre-Trial Bond Supervision	\$49,251.93	\$11,361.19	\$14,970.57	\$45,642.55
64	1110		Special Crimes Ops	\$106,147.15	\$2,315.84	\$10,327.18	\$98,135.81
65	7010		Jail Construction Improvements	\$43,458.86	\$1,000,000.00	\$85,882.94	\$957,575.92
66	7030		Motorola Simulcast Radio System	\$0.00	\$0.00	\$28,568.18	(\$28,568.18)
67	7040		Alvarado Sub-Courthouse	(\$6,755.11)	\$0.00	\$165,520.92	(\$172,276.03)
68	7050		Jail Lift Station	\$2,254.57	\$0.00	\$12,202.75	(\$9,948.18)
69	7060		Software Projects	\$2,298,517.72	\$0.00	\$0.00	\$2,298,517.72
70	8230		Emergency Ops Center Grant	\$0.00	\$0.00	\$0.00	\$0.00
71	8400		Cities Readiness Grant	(\$6,984.22)	\$0.00	\$3,299.97	(\$10,284.19)
72	8610		Community Development Block Grant	\$11,000.00	\$0.00	\$11,000.00	\$0.00
73	8710		Edward Byrne (JAG) Local Solicitation	\$0.00	\$0.00	\$0.00	\$0.00
74	8730		Ed Byrne Memorial JAG Grant FY 10	\$0.00	\$0.00	\$0.00	\$0.00
75	8760		2013-14 Byrne JAG - Crime Reporting	\$0.00	\$0.00	\$0.00	\$0.00
76	8770		2014-15 Byrne JAG - Crime Scene Van	\$0.00	\$0.00	\$0.00	\$0.00
77	9020		Juvenile Operations	\$165,095.89	\$68,143.00	\$69,981.87	\$163,257.02
78	9220		Community Supervision	\$711,629.66	\$212,381.15	\$268,014.81	\$655,996.00
79	9380		Indigent Defense Formula Grant	\$31,792.75	\$31,792.75	\$0.00	\$63,585.50
80	9390		Indigent Defense Improvement Grant	\$90,732.75	\$0.00	\$1,178.16	\$89,554.59
81	9450		TCEQ Aircheck	\$0.00	\$0.00	\$0.00	\$0.00
82			Total General Fund	\$44,778,286.38	\$5,970,775.64	\$7,806,817.85	\$42,942,244.17


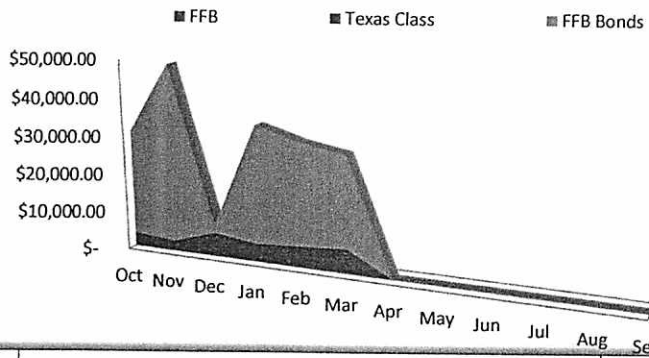
FFB Trust and Asset Management Account Detail

85	Fund	Account Number	Account Title	% of Total	Interest Earned	Cash Equivalents	Govt/Agencies Bonds
86	B0100		General Fund	72.72727273%	\$16,572.36	\$ 115,804.73	\$ 7,876,242.37
87	B0150		Road & Bridge #1	4.54545455%	\$1,035.77	\$ 7,237.80	\$ 492,265.15
88	B0160		Road & Bridge #2	0.90909091%	\$207.15	\$ 1,447.56	\$ 98,453.03
89	B0170		Road & Bridge #3	2.72727273%	\$621.46	\$ 4,342.68	\$ 295,359.09
90	B0180		Road & Bridge #4	3.63636364%	\$828.62	\$ 5,790.24	\$ 393,812.12
91	B0210		Records Management - Clerk	2.72727273%	\$621.46	\$ 4,342.68	\$ 295,359.09
92	B0220		Records Management - County	0.90909091%	\$207.15	\$ 1,447.56	\$ 98,453.03
93	B0550		Indigent Health	5.45454545%	\$1,242.93	\$ 8,685.36	\$ 590,718.18
94	B0600		Right of Way	6.36363636%	\$1,450.08	\$ 10,132.92	\$ 689,171.21
95					\$22,786.98	\$ 159,231.53	\$ 10,829,833.25
96			Total Cash and Bonds				\$ 10,989,064.78

TexasClass Detail

99	Fund	Account Number	Account Title	Beginning Balance	Deposits	Withdrawals	Ending Balance
100	TC0001	XXXXX-0263-0001	General Fund (0100)	\$344,745.48	\$38.49	\$0.00	\$344,783.97
101	TC0002	XXXXX-0263-0002	Road & Bridge #1 (0150)	\$1,001,917.45	\$111.84	\$0.00	\$1,002,029.29
102	TC0003	XXXXX-0263-0003	Road & Bridge #2 (0160)	\$239,533.38	\$26.75	\$0.00	\$239,560.13
103	TC0004	XXXXX-0263-0004	Road & Bridge #3 (0170)	\$965,864.51	\$107.87	\$0.00	\$965,972.38
104	TC0005	XXXXX-0263-0005	Road & Bridge #4 (0180)	\$808,641.69	\$90.25	\$0.00	\$808,731.94
105	TC0007	XXXXX-0263-0007	Indigent Healthcare (0550)	\$521,697.85	\$58.27	\$0.00	\$521,756.12
106	TC0008	XXXXX-0263-0008	Right of Way (0600)	\$551,256.77	\$61.60	\$0.00	\$551,318.37
107			Total Texas CLASS	\$4,433,657.13	\$495.07	\$0.00	\$4,434,152.20

Monthly Interest Income



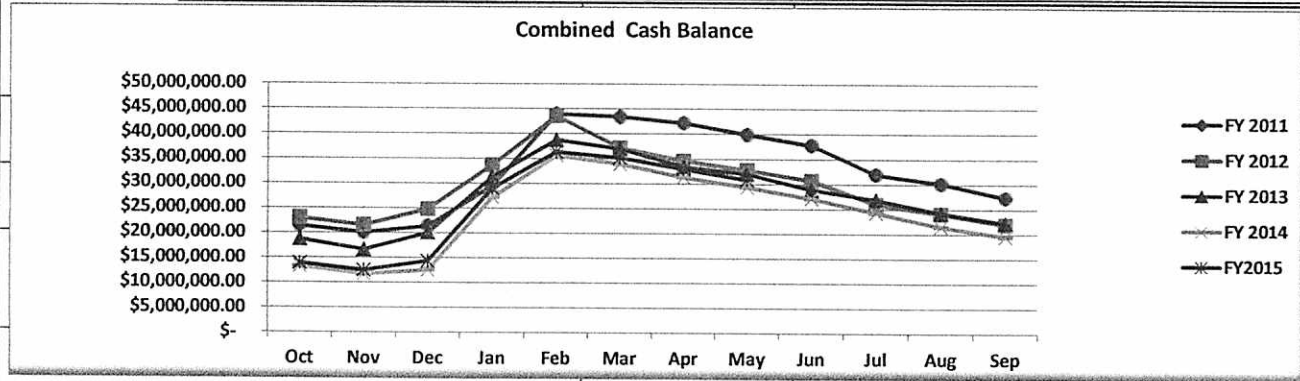
Outstanding Indebtedness

Description	Outstanding Amount	Last Payment Amount	Next Payment Due
Johnson County GO Refunding Bonds Series 2007	\$861,957,900.00	\$1,585,356.25	10/18/2015
Johnson County Tax Notes -Series 2013	\$4,370,000.00		5/15/2015


Combined Statement of Cash Position

FUND	ACCOUNT NAME	FUND TOTAL	POOL FUNDS	INVESTMENTS	FUND TOTAL
0100	General Fund	\$23,944,109.89	\$344,783.97	\$ 7,876,242.37	\$32,165,136.23
0120	Jury Fund	\$564,244.16	\$0.00	\$0.00	\$564,244.16
0140	Law Library	\$208,849.22	\$0.00	\$0.00	\$208,849.22
0150	Road & Bridge #1	\$1,268,127.74	\$1,002,029.29	\$ 492,265.15	\$2,762,422.18
0160	Road & Bridge #2	\$1,262,596.02	\$239,560.13	\$98,453.03	\$1,600,609.18
0170	Road & Bridge #3	\$1,198,805.74	\$965,972.38	\$295,359.09	\$2,460,137.21
0180	Road & Bridge #4	\$901,000.47	\$808,731.94	\$ 393,812.12	\$2,103,544.53
0190	Building Maintenance	\$947,677.82	\$0.00	\$0.00	\$947,677.82
0200	Special Projects	\$35,410.88	\$0.00	\$0.00	\$35,410.88
0210	Records Mgt - Co Clerk	\$645,283.36	\$0.00	\$ 295,359.09	\$940,642.45
0220	Records Mgt - County	\$316,668.78	\$0.00	\$ 98,453.03	\$415,121.81
0240	Election Services Contracts	\$224,802.05	\$0.00	\$0.00	\$224,802.05
0250	STOP Federal Forfeitures	\$2,404.10	\$0.00	\$0.00	\$2,404.10
0260	DA Forfeiture Funds	\$93,351.00	\$0.00	\$0.00	\$93,351.00
0270	JOCO Seizure Funds	\$21,226.59	\$0.00	\$0.00	\$21,226.59
0280	Sheriff Forfeiture Fund	\$18,935.41	\$0.00	\$0.00	\$18,935.41
0300	Special Crimes Ops	\$147,279.44	\$0.00	\$0.00	\$147,279.44
0320	Special Crimes Seizures	\$64,482.34	\$0.00	\$0.00	\$64,482.34
0330	JJAEP	\$43,086.04	\$0.00	\$0.00	\$43,086.04
0340	Juvenile Case Manager Fund	\$113,637.20	\$0.00	\$0.00	\$113,637.20
0350	Juvenile Probation Fees	\$58,234.84	\$0.00	\$0.00	\$58,234.84
0360	JP #1 Technology	\$119,028.55	\$0.00	\$0.00	\$119,028.55
0370	JP #2 Technology	\$45,855.82	\$0.00	\$0.00	\$45,855.82
0380	JP #3 Technology	\$59,514.46	\$0.00	\$0.00	\$59,514.46
0390	JP #4 Technology	\$88,873.05	\$0.00	\$0.00	\$88,873.05
0400	Courthouse Security	\$107,067.33	\$0.00	\$0.00	\$107,067.33
0410	Justice Court Security	\$74,051.78	\$0.00	\$0.00	\$74,051.78
0420	Custodial Funds	\$59,480.90	\$0.00	\$0.00	\$59,480.90
0450	Co Clerk Records Preservation	\$970,111.21	\$0.00	\$0.00	\$970,111.21
0460	Dist Clerk Records Preservation	\$43,880.16	\$0.00	\$0.00	\$43,880.16
0470	Dist Clerk Records Preservation	\$34,089.66	\$0.00	\$0.00	\$34,089.66

A	B	C	D	E	F	G
	FUND	ACCOUNT NAME	CHECKING	POOLS FUNDS	INVESTMENTS	FUND TOTAL
163						
164	0480	City & Dst Clerk Technology Fund	\$163,168.60	\$0.00	\$0.00	\$163,168.60
165	0490	Court Records Preservation Fund	\$63,900.26	\$0.00	\$0.00	\$63,900.26
166	0510	Mineral Revenue Reserve	\$840,100.87	\$0.00	\$0.00	\$840,100.87
167	0520	Disaster Recovery	\$35,277.88	\$0.00	\$0.00	\$35,277.88
168	0530	Capital Murder Fund	\$756,614.50	\$0.00	\$0.00	\$756,614.50
169	0550	Indigent Healthcare	\$1,048,359.00	\$521,756.12	\$ 590,718.18	\$2,160,833.30
170	0590	Unclaimed Money	\$21,969.45	\$0.00	\$ -	\$21,969.45
171	0600	Right of Way Fund	\$202,063.53	\$551,318.37	\$ 689,171.21	\$1,442,553.11
172	0750	Equipment Purchase	\$144,115.33	\$0.00	\$60.00	\$144,175.33
173	0800	LEC Interest & Sinking	\$1,428,841.96	\$0.00	\$0.00	\$1,428,841.96
174	0850	Equipment Int. & Sinking Fund	\$84,039.19	\$0.00	\$0.00	\$84,039.19
175	0880	Criminal State Fees Fund	\$529,757.18	\$0.00	\$0.00	\$529,757.18
176	0890	Historical Commission	\$38,933.99	\$0.00	\$0.00	\$38,933.99
177	0960	Treasurer Clearing Account	\$266,301.27	\$0.00	\$0.00	\$266,301.27
178	0970	Fee Officers Fund	(\$248,252.11)	\$0.00	\$0.00	(\$248,252.11)
179	1020	Pre-Trial Bond Supervision	\$45,642.55	\$0.00	\$0.00	\$45,642.55
180	1110	Special Crimes Ops	\$98,135.81	\$0.00	\$0.00	\$98,135.81
181	7010	Jail Construction Improvements	\$957,575.92	\$0.00	\$0.00	\$957,575.92
182	7030	Motorola Simulcast Radio System	(\$28,568.18)	\$0.00	\$0.00	(\$28,568.18)
183	7040	Alvarado Sub-Courthouse	(\$172,276.03)	\$0.00	\$0.00	(\$172,276.03)
184	7050	Jail Lift Station	(\$9,948.18)	\$0.00	\$0.00	(\$9,948.18)
185	7060	Software Projects	\$2,298,517.72	\$0.00	\$0.00	\$2,298,517.72
186	8230	Emergency Ops Center Grant	\$0.00	\$0.00	\$0.00	\$0.00
187	8400	Cities Readiness Grant	(\$10,284.19)	\$0.00	\$0.00	(\$10,284.19)
188	8610	Community Development Block Grant	\$0.00	\$0.00	\$0.00	\$0.00
189	8710	Ed Byrne Local Solicitation	\$0.00	\$0.00	\$0.00	\$0.00
190	8730	Ed Byrne Memorial JAG Grant	\$0.00	\$0.00	\$0.00	\$0.00
191	8760	2013-14 Byrne JAG - Crime Reporting	\$0.00	\$0.00	\$0.00	\$0.00
192	8770	2014/15 Byrne JAG - Crime Scene Van	\$0.00	\$0.00	\$0.00	\$0.00
193	9020	Juvenile Operations	\$163,257.02	\$0.00	\$0.00	\$163,257.02
194	9220	Community Supervision	\$655,996.00	\$0.00	\$0.00	\$655,996.00
195	9380	Indigent Defense Formula Grant	\$63,585.50	\$0.00	\$0.00	\$63,585.50
196	9390	Indigent Defense Improvement Grant	\$89,554.59	\$0.00	\$0.00	\$89,554.59
197	9450	TCEQ Aircheck	\$0.00	\$0.00	\$0.00	\$0.00
198		Grand Total	\$43,208,545.44	\$4,434,152.20	\$10,829,893.17	\$58,472,590.91



First Financial Bank / Pledged Collateral:		Orig Face Value	Par Value	Book Value	Market Value	
212	as of	Cleburne	\$75,872,000.00	\$53,310,192.64	\$54,310,170.88	\$56,312,839.79
213	April 30, 2015	Abilene	\$5,570,000.00	\$5,570,000.00	\$5,750,935.78	\$5,936,323.10
214		Totals	\$81,442,000.00	\$58,880,192.64	\$60,061,106.66	\$62,249,162.89
215						
216						
217						

	A	B	C	D	E	F	G	
218								
219								
220								
221	<p style="text-align: center;">LOCAL GOVERNMENT CODE: 134.026</p> <p style="text-align: center;">COUNTY TREASURER'S REPORT TO COMMISSIONERS COURT AT REGULAR TERM.</p> <p style="text-align: center;">(a) At least once a month at a regular term of the commissioners court, the county treasurer shall make a detailed report of:</p> <p style="text-align: center;">(1) money received and disbursed;</p> <p style="text-align: center;">(2) debts due to and owed by the county; and</p> <p style="text-align: center;">(3) all other proceedings in the treasurer's office.</p>							
222								
223								
224								
225								
226								
227	<p>I certify the information in this report is true and correct to the best of my knowledge.</p>							
228								
229								
230								
231								
232								
233								
234								
235								


I certify the information in this report is true and correct to the best of my knowledge.





Debbie Rice
 Debbie Rice, CCT/CIO
 Johnson County Treasurer


5-15-15
 Date


	A	B	C	D	E	F	G
236	COUNTY TREASURER'S REPORT					COMMISSIONERS COURT	
237	IN THE MATTER OF COUNTY FINANCES					JOHNSON COUNTY, TEXAS	
238	IN THE HANDS OF DEBBIE RICE					IN REGULAR SESSION	
239	TREASURER OF JOHNSON COUNTY, TEXAS					MAY TERM 2015	
240							
241							
242							
243	IN ACCORDANCE with Section 114.026, Local Government Code, we the undersigned, constituting the						
244	entire Commissioners Court of said County, certify that on the <u>26th</u> day of <u>may</u> , 2015,						
245	at the Regular term of Court, we compared and examined the monthly report of Debbie Rice,						
246	Treasurer of Johnson County, for APRIL 2015, and finding the same correct, entered an order in						
247	the Minutes approving said Report, which states total cash and other assets on hand as \$58,472,590.91						
248							
249							
250							
251							
252							
253							
254							
255							
256							
257							
258	SWORN TO AND SUBSCRIBED BEFORE ME, by Roger Harmon, County Judge and County						
259	Commissioners of said Johnson County, each respectively, on this the <u>26th</u> day of <u>may</u> , A.D. 2015						
260							
261							
262							
263							
264							
265							
266	FILED FOR RECORD THIS _____ DAY OF _____ A.D., 2015 and recorded in the minutes of the Court						
267	for the term in which the affidavits are filed on the _____ day of _____, A.D. 2015						
268							
269							
270							
271							
272							



 Roger Harmon, County Judge



 Rick Bailey, Commissioner, Pct 1


 Kenny Howell, Commissioner Pct. 2


 Jerry D. Stringer, Commissioner, Pct. 3


 Larry Woolley, Commissioner Pct. 4




 Becky Ivey, County Clerk and
 Clerk of the Commissioners Court in and for
 Johnson County, Texas.

 Attest: Becky Ivey, County Clerk

	A	B	C	D	E	F	G
273			Appendix A Current Bond Holdings				
274							
275							
276	TYPE	RATE	MATURITY DATE	FACE VALUE	MARKET VALUE		
277	FFCB	4.875%	01/17/2017	\$ 500,000.00	\$ 536,775.00		
278	FHLB	0.375%	08/28/2015	\$ 500,000.00	\$ 500,455.00		
279	FHLB	4.875%	05/17/2017	\$ 500,000.00	\$ 542,280.00		
280	FHLMC	0.750%	01/12/2018	\$ 525,000.00	\$ 524,774.25		
281	FHLMC	0.875%	10/14/2016	\$ 500,000.00	\$ 502,795.00		
282	FHLMC	1.000%	03/08/2017	\$ 500,000.00	\$ 503,165.00		
283	FHLMC	2.000%	08/25/2016	\$ 500,000.00	\$ 509,985.00		
284	FHLMC	2.500%	05/27/2016	\$ 500,000.00	\$ 511,270.00		
285	FHLMC	4.75%	01/19/2016	\$ 450,000.00	\$ 464,418.00		
286	FHLMC	4.75%	11/17/2015	\$ 500,000.00	\$ 512,445.00		
287	FHLMC	5.50%	08/23/2017	\$ 500,000.00	\$ 553,790.00		
288	FNMA	0.875%	05/21/2018	\$ 525,000.00	\$ 522,501.00		
289	FNMA	0.875%	12/20/2017	\$ 500,000.00	\$ 499,590.00		
290	FNMA	1.375%	11/15/2016	\$ 500,000.00	\$ 506,235.00		
291	FNMA	1.625%	10/26/2015	\$ 500,000.00	\$ 503,680.00		
292	FNMA	2.375%	04/11/2016	\$ 500,000.00	\$ 509,515.00		
293	FNMA	2.375%	07/28/2015	\$ 500,000.00	\$ 502,745.00		
294	FNMA	5.250%	09/15/2016	\$ 500,000.00	\$ 532,480.00		
295	US Treas	2.375%	07/31/2017	\$ 500,000.00	\$ 518,905.00		
296	US Treas	2.875%	03/31/2018	\$ 500,000.00	\$ 528,320.00		
297	US Treas	4.25%	11/15/2017	\$ 500,000.00	\$ 543,710.00		
298	FSG FUND		N/A	\$ 159,231.53	\$ 159,231.53		
299							
300							