

JOHNSON COUNTY COMMISSIONERS COURT

Filed For Record 9:07A M



JUN 24 2014
County Clerk Johnson County
By Deputy

RICK BAILEY
Commissioner Pct. #1

ROGER HARMON
County Judge

JERRY D. STRINGER
Commissioner Pct. #3

KENNY HOWELL
Commissioner Pct. #2

Alison Hitchcock
Assistant to Commissioner's Court

DON BEESON
Commissioner Pct. #4

ORDER NO. 2014-29

THE STATE OF TEXAS

§

June 23, 2014

COUNTY OF JOHNSON

§

§

ORDER APPROVING THE JOHNSON COUNTY TREASURER'S REPORT

WHEREAS, Section 114.026 of the Local Government Code requires a Treasurer's Report be submitted at least once a month to the Commissioners Court at a regular term; and

WHEREAS, the Johnson County Commissioners Court has compared and examined the Treasurer's Report submitted for approval on June 23, 2014 which is attached hereto as Exhibit A and has determined that the Treasurer's Report is correct.

IT IS THEREFORE ORDERED, that the Johnson County Treasurer's Report which is attached hereto as Exhibit A is approved as presented by the Johnson County Treasurer to the Commissioners Court of Johnson County, Texas and this Order Approving the Johnson County Treasurer's Report and attached Exhibit A are to be entered into the Minutes.

GIVEN UNDER OUR HAND AND THE SEAL OF JOHNSON COUNTY THIS 23rd day of June, 2014.

COPY NOT COMPARED
TO ORIGINAL

Roger Harmon

Roger Harmon, Johnson County Judge

Voted: yes, ___ no, ___ abstained

Rick Bailey

Rick Bailey, Commissioner Pct #1

Voted: yes, ___ no, ___ abstained

Kenny Howell

Kenny Howell, Commissioner Pct #2

Voted: yes, ___ no, ___ abstained

Jerry D. Stringer

Jerry D. Stringer, Commissioner Pct #3


Voted: yes, ___ no, ___ abstained

Don Beeson

Don Beeson, Commissioner Pct #4

Voted: yes, ___ no, ___ abstained

Attest: Becky Williams
County Clerk





Treasurers Financial Report
Debbie Rice CCT/CIO
 County Treasurer & Chief Investment Officer
 May 2014



CASH & INVESTMENTS

First Financial Bank Accounts

Fund	Account Number	Account Title	Beginning Balance	Deposits	Disbursements	Ending Balance
0100	XX-X619-8	General Funds	\$38,087,890.63	\$8,733,485.93	\$5,705,299.58	\$41,116,076.98
0960	XX-X654-5	Treasurer Clearing Account	\$170,167.15	\$166,055.85	\$180,578.34	\$155,644.66
Total Checking			\$38,258,057.78	\$8,899,541.78	\$5,885,877.92	\$41,271,721.64

General Fund 0100 Detail

Fund	Account Title	Beginning Balance	Receipts	Disbursements	Ending Balance
0100	General Fund	\$21,361,457.29	\$2,792,405.04	\$3,837,871.24	\$20,315,991.09
0120	Jury Fund	\$436,733.10	\$5,663.96	\$23,110.59	\$419,286.47
0130	Lateral Roads	\$56,169.97	\$47,902.66	\$0.00	\$104,072.63
0140	Law Library	\$30,086.71	\$200,258.52	\$5,509.01	\$224,836.22
0150	Road & Bridge #1	\$935,132.79	\$388,397.65	\$179,490.03	\$1,144,040.41
0160	Road & Bridge #2	\$760,645.35	\$170,755.51	\$112,236.06	\$819,164.80
0170	Road & Bridge #3	\$876,644.77	\$153,283.27	\$111,974.93	\$917,953.11
0180	Road & Bridge #4	\$1,173,437.60	\$63,499.35	\$144,300.65	\$1,092,636.30
0190	Building Maintenance	\$104,320.23	\$710,596.52	\$78,823.54	\$736,093.21
0200	County Projects	\$711.19	\$21,686.68	\$0.00	\$22,397.87
0210	Records Mgt - Co Clerk	\$101,394.35	\$408,595.57	\$13,038.37	\$496,951.55
0220	Records Mgt - County	\$71,086.63	\$191,223.55	\$0.00	\$262,310.18
0240	Election Services Contracts	\$182,308.31	\$6,341.83	\$7,463.57	\$181,186.57
0260	DA Forfeiture Funds	\$21,127.91	\$43,709.33	\$0.00	\$64,837.24
0270	JOCO Seizure Funds	\$5,531.90	\$0.00	\$0.00	\$5,531.90
0280	Sheriff Forfeiture Fund	\$11,165.26	\$6,249.96	\$0.00	\$17,415.22
0300	Special Crimes Ops	\$190,589.89	\$1,123.89	\$0.00	\$191,713.78
0320	Special Crimes Seizures	\$69,049.87	\$0.00	\$251.44	\$68,798.43
0330	JJAEP	\$138,470.35	\$80.00	\$21,320.03	\$117,230.32
0340	Juvenile Case Manager Fund	\$114,310.17	\$2,083.31	\$2,912.28	\$113,481.20
0350	Juvenile Probation Fees	\$48,391.38	\$416.74	\$0.00	\$48,808.12
0360	JP #1 Technology	\$17,724.70	\$94,441.86	\$0.00	\$112,166.56
0370	JP #2 Technology	\$5,246.22	\$45,208.73	\$0.00	\$50,454.95
0380	JP #3 Technology	\$8,457.30	\$52,334.12	\$481.37	\$60,310.05
0390	JP #4 Technology	\$2,672.12	\$86,142.46	\$0.00	\$88,814.58
0400	Courthouse Security	\$119,526.70	\$5,635.20	\$5,301.95	\$119,859.95
0410	Justice Court Security	\$74,926.49	\$360.88	\$0.00	\$75,287.37
0420	Custodial Funds	\$51,091.00	\$740.00	\$0.00	\$51,831.00
0450	Co Clerk Records Preservation	\$483,865.61	\$214,474.97	\$0.00	\$698,340.58
0460	Dist Clerk Records Preservation	\$17,437.52	\$41,909.39	\$0.00	\$59,346.91
0470	Cty & Dst Clerk Technology Fund	\$26,871.15	\$556.98	\$0.00	\$27,428.13
0480	Court Records Preservation Fund	\$132,941.69	\$2,300.00	\$0.00	\$135,241.69

Fund	Account Title	Beginning Balance	Receipts	Disbursements	Ending Balance
0490	Dst Crt Records Technology Fund	\$52,319.37	\$1,928.72	\$299.99	\$53,948.10
0510	Mineral Revenue Reserve	\$1,292,570.74	\$607,358.11	\$0.00	\$1,899,928.85
0520	Disaster Recovery	\$35,224.91	\$0.00	\$0.00	\$35,224.91
0530	Capital Murder Fund	\$31,322.12	\$448,284.03	\$0.00	\$479,606.15
0550	Indigent Health Care	\$1,102,749.17	\$24,367.53	\$8,310.11	\$1,118,806.59
0590	Unclaimed Money	\$19,783.83	\$0.00	\$0.00	\$19,783.83
0600	Right of Way Fund	\$62,290.24	\$139,654.81	\$0.00	\$201,945.05
0750	Equipment Purchase	\$53,792.06	\$44,401.70	\$29,190.00	\$69,003.76
0800	LEC Interest & Sinking	\$653,105.68	\$594,773.75	\$0.00	\$1,247,879.43
0880	Criminal State Fees Fund	\$128,236.33	\$117,525.91	\$366.00	\$245,396.24
0890	Historical Commission	\$6,272.52	\$31,252.80	\$244.58	\$37,280.74
0970	Fee Officers Fund	(\$133,472.20)	\$521,379.20	\$524,930.84	(\$137,023.84)
1020	Pre-Trial Bond Supervision	\$37,621.10	\$10,131.88	\$7,078.64	\$40,674.34
1110	Special Crimes Ops	\$74,010.91	\$0.00	\$13,734.42	\$60,276.49
7030	Motorola Simulcast Radio System	\$666,478.95	\$0.00	\$0.00	\$666,478.95
7040	Alvarado Sub-Courthouse	\$1,138,599.44	\$0.00	\$192,131.63	\$946,467.81
7050	Jail Lift Station	\$50,910.00	\$0.00	\$0.00	\$50,910.00
7060	Software Projects	\$4,415,731.74	\$0.00	\$21,850.12	\$4,393,881.62
8230	Emergency Ops Center Grant	\$0.00	\$0.00	\$0.00	\$0.00
8400	Cities Readiness Grant	\$419.25	\$1,139.10	\$4,303.06	(\$2,744.71)
8710	Edward Byrne (JAG) Local Solicitation	\$0.00	\$0.00	\$0.00	\$0.00
8730	Ed Byrne Memorial JAG Grant FY 10	\$0.00	\$0.00	\$0.00	\$0.00
8760	2013-14 Byrne Justice Assistance	(\$6,711.00)	\$5,044.00	\$0.00	(\$1,667.00)
9020	Juvenile Operations	\$195,591.64	\$68,969.00	\$50,505.47	\$214,055.17
9220	Community Supervision	\$338,838.13	\$358,897.46	\$305,095.33	\$392,640.26
9380	Indigent Defense Formula Grant	\$133,182.06	\$0.00	\$1,524.55	\$131,657.51
9390	Indigent Defense Improvement Grant	\$109,498.12	\$0.00	\$1,649.78	\$107,848.34
9450	TCEQ Aircheck	\$0.00	\$0.00	\$0.00	\$0.00
Total General Fund		\$38,087,890.63	\$8,733,485.93	\$5,705,299.58	\$41,116,076.98

Certificates of Deposit

		Face Value	Interest	Comment	Maturity	
CD2	xxxxxx7614	Pinnacle Bank CD (0150)	\$0.00	\$260.00	Redeemed	5/3/2014
CD5	xxx9372	OmniAmerican Bank (0100)	\$0.00	\$78.94	Redeemed	5/10/2014
CD6	XXX1272	American National Bank of Texas (0100)	\$0.00	\$151.78	Redeemed	5/14/2014
Total CD Investments		\$0.00	\$490.72			

FFB Trust and Asset Management Account Detail

Fund	Account Number	Account Title	Beginning Balance	Interest Received	Paid Accrued Int.	Ending Balance
B0100		General Fund	\$ 7,069,858.88	\$17,938.10	\$ -	\$ 7,087,796.98
B0150		Road & Bridge #1	\$ 504,989.93	\$1,281.29	\$ -	\$ 506,271.22
B0160		Road & Bridge #2	\$ 100,998.00	\$256.26	\$ -	\$ 101,254.26
B0170		Road & Bridge #3	\$ 302,993.96	\$768.78	\$ -	\$ 303,762.74
B0180		Road & Bridge #4	\$ 403,991.92	\$1,025.03	\$ -	\$ 405,016.95
B0210		Records Management - Clerk	\$ 302,993.96	\$768.78	\$ -	\$ 303,762.74
B0220		Records Management - County	\$ 100,998.00	\$256.26	\$ -	\$ 101,254.26
B0550		Indigent Health	\$ 605,987.90	\$1,537.55	\$ -	\$ 607,525.45
B0600		Right of Way	\$ 706,985.89	\$1,793.81	\$ -	\$ 708,779.70
Total Bond Investments			\$10,099,798.44	\$25,625.86		\$ 10,125,424.30
		Distribution Expenses	(\$22,778.63)		(\$2,907.20)	(\$25,685.83)
		Change in Market Value	(\$112,922.79)		(\$7,011.00)	(\$119,933.79)
Ending Market Value			\$168,202.04			\$ 9,979,804.68

TexasClass Detail

Fund	Account Number	Account Title	Beginning Balance	Deposits	Withdrawals	Ending Balance	
TC0001	XXXXX-0263-0001	General Fund	(0100)	\$344,430.86	\$27.88	\$0.00	\$344,458.74
TC0002	XXXXX-0263-0002	Road & Bridge #1	(0150)	\$1,001,003.55	\$80.90	\$0.00	\$1,001,084.45
TC0003	XXXXX-0263-0003	Road & Bridge #2	(0160)	\$239,315.44	\$19.27	\$0.00	\$239,334.71
TC0004	XXXXX-0263-0004	Road & Bridge #3	(0170)	\$964,983.47	\$77.99	\$0.00	\$965,061.46
TC0005	XXXXX-0263-0005	Road & Bridge #4	(0180)	\$807,903.47	\$65.35	\$0.00	\$807,968.82
TC0007	XXXXX-0263-0007	Indigent Healthcare	(0550)	\$821,040.72	\$66.34	\$0.00	\$821,107.06
TC0008	XXXXX-0263-0008	Right of Way	(0600)	\$550,753.18	\$44.58	\$0.00	\$550,797.76
Total Texas CLASS				\$4,178,677.51	\$382.31	\$0.00	\$4,729,813.00

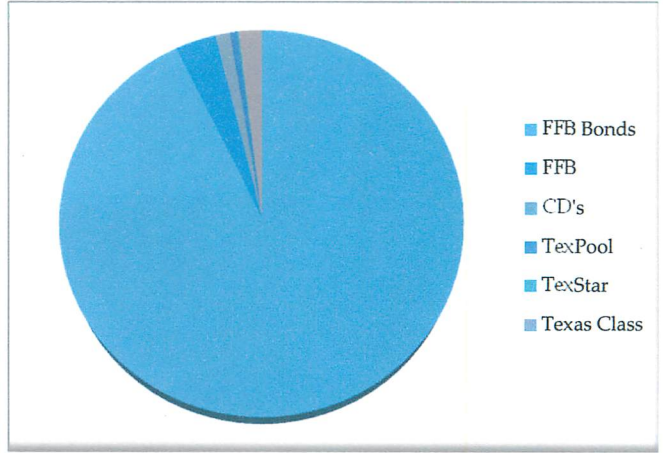
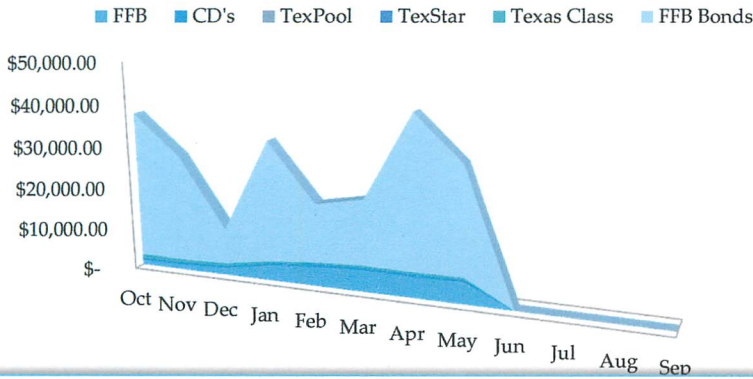
TexPool Detail

Fund	Account Number	Account Title	Beginning Balance	Deposits	Withdrawals	Ending Balance	
TP002	XXXX0002	Record Management - County	(0220)	\$186,526.14	\$2.59	\$186,528.73	\$0.00
TP004	XXXX0004	Road & Bridge #1	(0150)	\$12,935.55	\$0.20	\$12,935.75	\$0.00
TP005	XXXX0005	Road & Bridge #2	(0160)	\$657.69	\$0.00	\$657.69	\$0.00
TP006	XXXX0006	Road & Bridge #3	(0170)	\$8,579.88	\$0.20	\$8,580.08	\$0.00
TP007	XXXX0007	Road & Bridge #4	(0180)	\$3,489.45	\$0.00	\$3,489.45	\$0.00
TP008	XXXX0008	Right of Way	(0600)	\$139,652.87	\$1.94	\$139,654.81	\$0.00
TP009	XXXX0009	Indigent Healthcare	(0550)	\$16,159.48	\$0.20	\$16,159.68	\$0.00
TP011	XXXX0011	General 011	(0100)	\$305,155.71	\$4.23	\$305,159.94	\$0.00
TP012	XXXX0012	Law Library	(0140)	\$192,982.40	\$2.64	\$192,985.04	\$0.00
TP015	XXXX0015	Record Management	(0210)	\$381,419.94	\$5.29	\$381,425.23	\$0.00
TP016	XXXX0016	LEC Interest & Sinking	(0800)	\$581,800.61	\$8.06	\$581,808.67	\$0.00
TP020	XXXX0020	Community Supervision	(9220)	\$187,023.95	\$2.59	\$187,026.54	\$0.00
TP021	XXXX0021	Historical Commission	(0890)	\$31,129.99	\$0.40	\$31,130.39	\$0.00
TP023	XXXX0023	Lateral Road	(0130)	\$47,902.02	\$0.64	\$47,902.66	\$0.00
TP025	XXXX0025	DA Forfeiture	(0260)	\$43,522.81	\$0.60	\$43,523.41	\$0.00
TP027	XXXX0027	Sheriff Forfeiture	(0280)	\$6,249.96	\$0.00	\$6,249.96	\$0.00
TP040	XXXX0040	Special Projects Fund	(0200)	\$21,686.41	\$0.27	\$21,686.68	\$0.00
TP041	XXXX0041	Mineral Revenues	(0510)	\$592,231.53	\$8.20	\$592,239.73	\$0.00
TP042	XXXX0042	JP#1 Tech Fund	(0360)	\$93,955.78	\$1.27	\$93,957.05	\$0.00
TP043	XXXX0043	JP#2 Tech Fund	(0370)	\$44,914.30	\$0.60	\$44,914.90	\$0.00
TP044	XXXX0044	JP#3 Tech Fund	(0380)	\$51,852.58	\$0.74	\$51,853.32	\$0.00
TP045	XXXX0045	JP#4 Tech Fund	(0390)	\$85,957.26	\$1.20	\$85,958.46	\$0.00
TP046	XXXX0046	Co Clerk Records Preservation	(0450)	\$187,922.38	\$2.59	\$187,924.97	\$0.00
TP047	XXXX0047	Building Maintenance Fund	(0190)	\$710,586.67	\$9.85	\$710,596.52	\$0.00
TP048	XXXX0048	Dist Clerk Records Preservation	(0460)	\$41,143.79	\$0.60	\$41,144.39	\$0.00
TP049	XXXX0049	Capital Murder Fund	(0530)	\$448,277.79	\$6.24	\$448,284.03	\$0.00
Total TexPool				\$4,423,716.94	\$61.14	\$4,423,778.08	\$0.00

TexStar Detail

Fund	Account Number	Account Title	Beginning Balance	Deposits	Withdrawals	Ending Balance	
TS0950	XXXXX-00950	Road & Bridge #1	(0150)	\$71,843.57	\$1.12	\$71,844.69	\$0.00
TS1050	XXXXX-01050	Road & Bridge #2	(0160)	\$121,436.99	\$1.87	\$121,438.86	\$0.00
TS1060	XXXXX-01060	Road & Bridge #3	(0170)	\$88,869.09	\$1.39	\$88,870.48	\$0.00
TS1080	XXXXX-01080	Road & Bridge #4	(0180)	\$1,956.87	\$0.01	\$1,956.88	\$0.00
TS0750	XXXXX-07500	Equipment Purchase	(0750)	\$44,401.00	\$0.70	\$44,401.70	\$0.00
TS1111	XXXXX-11110	General Fund	(0100)	\$78,626.17	\$1.22	\$78,627.39	\$0.00
Total TexStar				\$407,133.69	\$6.31	\$407,140.00	\$0.00

Monthly Interest Income



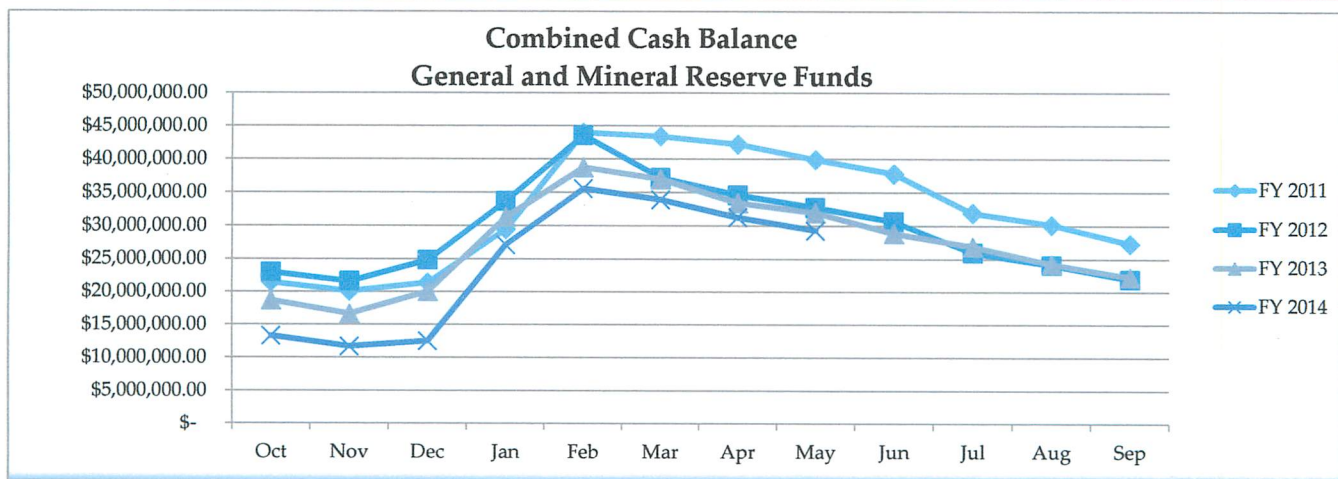
Outstanding Indebtedness

Description	Outstanding Amount	Next Payment Due
Johnson County GO Refunding Bonds Series 2007	\$10,034,579.00	8/15/2014
Johnson County Tax Notes -Series 2013	\$4,370,000.00	8/15/2015

Combined Statement of Cash Position

FUND	ACCOUNT NAME	\$1,223,053.47	POOL FUNDS	INVESTMENTS	FUND TOTAL
0100	General Fund	\$20,315,991.09	\$344,458.74	\$7,087,796.98	\$27,748,246.81
0120	Jury Fund	\$419,286.47	\$0.00	\$0.00	\$419,286.47
0130	Lateral Roads	\$104,072.63	\$0.00	\$0.00	\$104,072.63
0140	Law Library	\$224,836.22	\$0.00	\$0.00	\$224,836.22
0150	Road & Bridge #1	\$1,144,040.41	\$1,001,084.45	\$506,271.22	\$2,651,396.08
0160	Road & Bridge #2	\$819,164.80	\$239,334.71	\$101,254.26	\$1,159,753.77
0170	Road & Bridge #3	\$917,953.11	\$965,061.46	\$303,762.74	\$2,186,777.31
0180	Road & Bridge #4	\$1,092,636.30	\$807,968.82	\$303,762.74	\$2,204,367.86
0190	Building Maintenance	\$736,093.21	\$0.00	\$0.00	\$736,093.21
0200	Special Projects	\$22,397.87	\$0.00	\$0.00	\$22,397.87
0210	Records Mgt - Co Clerk	\$496,951.55	\$0.00	\$101,254.26	\$598,205.81
0220	Records Mgt - County	\$262,310.18	\$0.00	\$607,525.45	\$869,835.63
0240	Election Services Contracts	\$181,186.57	\$0.00	\$0.00	\$181,186.57
0260	DA Forfeiture Funds	\$64,837.24	\$0.00	\$0.00	\$64,837.24
0270	JOCO Seizure Funds	\$5,531.90	\$0.00	\$0.00	\$5,531.90
0280	Sheriff Forfeiture Fund	\$17,415.22	\$0.00	\$0.00	\$17,415.22
0300	Special Crimes Ops	\$191,713.78	\$0.00	\$0.00	\$191,713.78
0320	Special Crimes Seizures	\$68,798.43	\$0.00	\$0.00	\$68,798.43
0330	JJAEP	\$117,230.32	\$0.00	\$0.00	\$117,230.32
0340	Juvenile Case Manager Fund	\$113,481.20	\$0.00	\$0.00	\$113,481.20
0350	Juvenile Probation Fees	\$48,808.12	\$0.00	\$0.00	\$48,808.12
0360	JP #1 Technology	\$112,166.56	\$0.00	\$0.00	\$112,166.56
0370	JP #2 Technology	\$50,454.95	\$0.00	\$0.00	\$50,454.95
0380	JP #3 Technology	\$60,310.05	\$0.00	\$0.00	\$60,310.05
0390	JP #4 Technology	\$88,814.58	\$0.00	\$0.00	\$88,814.58
0400	Courthouse Security	\$119,859.95	\$0.00	\$0.00	\$119,859.95
0410	Justice Court Security	\$75,287.37	\$0.00	\$0.00	\$75,287.37
0420	Custodial Funds	\$51,831.00	\$0.00	\$0.00	\$51,831.00
0450	Co Clerk Records Preservation	\$698,340.58	\$0.00	\$1.00	\$698,341.58
0460	Dist Clerk Records Preservation	\$59,346.91	\$0.00	\$0.00	\$59,346.91
0470	Dist Clerk Records Preservation	\$27,428.13	\$0.00	\$0.00	\$27,428.13

FUND	ACCOUNT NAME	CHECKING	POOLS FUNDS	INVESTMENTS	FUND TOTAL
0480	City & Dst Clerk Technology Fund	\$135,241.69	\$0.00	\$0.00	\$135,241.69
0490	Court Records Preservation Fund	\$53,948.10	\$0.00	\$0.00	\$53,948.10
0510	Mineral Revenue Reserve	\$1,899,928.85	\$0.00	\$0.00	\$1,899,928.85
0520	Disaster Recovery	\$35,224.91	\$0.00	\$0.00	\$35,224.91
0530	Capital Murder Fund	\$479,606.15	\$0.00	\$0.00	\$479,606.15
0550	Indigent Healthcare	\$1,118,806.59	\$821,107.06	\$607,525.45	\$2,547,439.10
0600	Right of Way Fund	\$201,945.05	\$550,797.76	\$708,779.70	\$1,461,522.51
0750	Equipment Purchase	\$69,003.76	\$0.00	\$0.00	\$69,003.76
0800	LEC Interest & Sinking	\$1,247,879.43	\$0.00	\$0.00	\$1,247,879.43
0880	Criminal State Fees Fund	\$245,396.24	\$0.00	\$0.00	\$245,396.24
0890	Historical Commission	\$37,280.74	\$0.00	\$0.00	\$37,280.74
0960	Treasurer Clearing Account	\$155,644.66	\$0.00	\$0.00	\$155,644.66
0970	Fee Officers Fund	(\$137,023.84)	\$0.00	\$0.00	(\$137,023.84)
1020	Pre-Trial Bond Supervision	\$40,674.34	\$0.00	\$0.00	\$40,674.34
1110	Special Crimes Ops	\$60,276.49	\$0.00	\$0.00	\$60,276.49
7030	Motorola Simulcast Radio System	\$666,478.95	\$0.00	\$0.00	\$666,478.95
7040	Alvarado Sub-Courthouse	\$946,467.81	\$0.00	\$0.00	\$946,467.81
7050	Jail Lift Station	\$50,910.00	\$0.00	\$0.00	\$50,910.00
7060	Software Projects	\$4,393,881.62	\$0.00	\$0.00	\$4,393,881.62
8230	Emergency Ops Center Grant	\$0.00	\$0.00	\$0.00	\$0.00
8400	Cities Readiness Grant	(\$2,744.71)	\$0.00	\$0.00	(\$2,744.71)
8710	Ed Byrne Local Solicitation	\$0.00	\$0.00	\$0.00	\$0.00
8730	Ed Byrne Memorial JAG Grant	\$0.00	\$0.00	\$0.00	\$0.00
8760	2013-14 Byrne Justice Assistance	(\$1,667.00)	\$0.00	\$0.00	(\$1,667.00)
9020	Juvenile Operations	\$214,055.17	\$0.00	\$0.00	\$214,055.17
9220	Community Supervision	\$392,640.26	\$0.00	\$0.00	\$392,640.26
9380	Indigent Defense Forumla Grant	\$131,657.51	\$0.00	\$0.00	\$131,657.51
9390	Indigent Defense Improvement Grant	\$107,848.34	\$0.00	\$0.00	\$107,848.34
9450	TCEQ Aircheck	\$0.00	\$0.00	\$0.00	\$0.00
Grand Total		\$41,251,937.81	\$4,729,813.00	\$10,327,933.80	\$56,309,684.61



First Financial Bank / Pledged Collateral:	Orig Face Value	Par Value	Book Value	Market Value	
as of	Cleburne	\$51,205,000.00	\$49,343,098.55	\$50,477,845.81	\$51,985,589.67
27-May-14	Abilene	\$2,905,000.00	\$2,905,000.00	\$3,008,409.00	\$3,042,012.05
	Totals	\$54,110,000.00	\$52,248,098.55	\$53,486,254.81	\$55,027,601.72

I certify the information in this report is true and correct to the best of my knowledge.



Debbie Rice

Debbie Rice
Treasurer

6-13-14

Date

COUNTY TREASURER'S REPORT
IN THE MATTER OF COUNTY FINANCES
IN THE HANDS OF DEBBIE RICE
TREASURER OF JOHNSON COUNTY, TEXAS

COMMISSIONERS COURT
JOHNSON COUNTY, TEXAS
IN REGULAR SESSION
JUNE TERM 2014

IN ACCORDANCE with Section 114.026, Local Government Code, we the undersigned, constituting the entire Commissioners Court of said County, certify that on the 23rd day of JUNE, 2014, at the Regular term of Court, we compared and examined the monthly report of Debbie Rice, Treasurer of Johnson County, for MAY 2014, and finding the same correct, entered an order in the Minutes approving said Report, which states total cash and other assets on hand as \$56,309,684.61


Roger Harmon, County Judge



Rick Bailey, Commissioner Pct 1



Kenny Howell, Commissioner Pct. 2


Jerry D. Stringer, Commissioner, Pct. 3


Don Beeson, Commissioner Pct. 4

SWORN TO AND SUBSCRIBED BEFORE ME, by Roger Harmon, County Judge and County Commissioners of said Johnson County, each respectively, on this the 23rd day of June A.D. 2014


Becky Williams, County Clerk and
Clerk of the Commissioners Court in and for
Johnson County, Texas.



FILED FOR RECORD THIS _____ DAY OF _____ A.D., 2012 and recorded In the minutes of the Court for the term in which the affidavits are filed on the _____ day of _____, A.D. 2014

Attest: Becky Williams, County Clerk

Appendix A

Current Bond Holdings

TYPE	RATE	MATURITY DATE	FACE VALUE	MARKET VALUE
FFCB	1.625%	11/19/2014	\$ 500,000.00	\$ 503,515.00
FFCB	4.875%	01/17/2014	\$ 500,000.00	\$ 555,635.00
FHLB	0.375%	08/28/2015	\$ 500,000.00	\$ 501,190.00
FHLMC	0.875%	10/14/2016	\$ 500,000.00	\$ 503,685.00
FHLMC	1.000%	03/08/2017	\$ 500,000.00	\$ 503,420.00
FHLMC	2.000%	08/25/2016	\$ 500,000.00	\$ 517,935.00
FHLMC	2.500%	05/27/2016	\$ 500,000.00	\$ 520,725.00
FHLMC	2.875%	02/09/2015	\$ 500,000.00	\$ 509,280.00
FHLMC	4.75%	01/19/2016	\$ 450,000.00	\$ 483,160.50
FHLMC	4.75%	11/17/2015	\$ 500,000.00	\$ 533,190.00
FNMA	0.75%	12/19/2014	\$ 500,000.00	\$ 501,800.00
FNMA	1.375%	11/15/2016	\$ 500,000.00	\$ 509,520.00
FNMA	1.625%	10/26/2015	\$ 500,000.00	\$ 509,785.00
FNMA	2.375%	04/11/2016	\$ 500,000.00	\$ 518,280.00
FNMA	2.375%	07/28/2015	\$ 500,000.00	\$ 512,730.00
FNMA	4.625%	10/15/2014	\$ 500,000.00	\$ 508,415.00
FNMA	5.000%	04/15/2015	\$ 500,000.00	\$ 521,285.00
FNMA	5.25%	09/15/2016	\$ 500,000.00	\$ 553,475.00
US Treas	2.625%	06/30/2014	\$ 500,000.00	\$ 500,975.00
FSGF	1.00%	N/A	\$ 211,804.17	\$ 211,804.17
				\$ 9,979,804.67