



GIVEN UNDER OUR HAND AND THE SEAL OF JOHNSON COUNTY THIS,
11th day of MAY, 2018.


Roger Harmon, Johnson County Judge
Voted: ___ yes, ___ no, ___ abstained



Rick Bailey, Commissioner Pct. #1
Voted: 1 yes, ___ no, ___ abstained




Kenny Howell, Commissioner Pct. #2
Voted: yes, ___ no, ___ abstained



Jerry D. Stringer, Commissioner Pct. #3
Voted: yes, ___ no, ___ abstained

Larry Woolley, Commissioner Pct. #4
Voted: ___ yes, ___ no, ___ abstained


Attest: _____
Becky Ivey, County Clerk





Treasurers Financial Report

Kathy M. Blackwell

County Treasurer & Chief Investment Officer

March 2018



CASH & INVESTMENTS

First Financial Bank Accounts

| Account Number | Account Title | Beginning Balance | Deposits | Disbursements | Ending Balance |
|-----------------------|--|------------------------|-----------------------|-----------------------|------------------------|
| XX-X619-8 | General Fund | \$27,614,704.88 | \$5,018,048.75 | \$7,609,667.33 | \$25,023,086.30 |
| NOW | xxxxxXX4588 General Fund Now Account | \$0.00 | \$0.00 | \$0.00 | \$0.00 |
| CCC | XX-X654-5 Treasurer Clearing Account (CCC) | \$268,659.44 | \$372,105.29 | \$303,105.01 | \$337,659.72 |
| 8610 | XXXXX48311 Community Development Block Grant | \$0.00 | \$0.00 | \$0.00 | \$0.00 |
| Total Checking | | \$27,883,364.32 | \$5,390,154.04 | \$7,912,772.34 | \$25,360,746.02 |

Cash Balance by Fund

| Fund | Account Title | Beginning Balance | Receipts | Disbursements | Ending Balance |
|------|-------------------------------------|-------------------|----------------|----------------|-----------------|
| 0100 | General Fund | \$15,337,405.94 | \$3,423,150.73 | \$5,614,851.37 | \$13,145,705.30 |
| 0140 | Law Library | \$144,827.69 | \$10,031.09 | \$5,983.37 | \$148,875.41 |
| 0150 | Road & Bridge #1 | \$743,933.74 | \$93,532.02 | \$142,560.68 | \$694,905.08 |
| 0160 | Road & Bridge #2 | \$1,270,162.48 | \$100,033.91 | \$74,179.12 | \$1,296,017.27 |
| 0170 | Road & Bridge #3 | \$459,642.09 | \$91,902.59 | \$127,312.70 | \$424,231.98 |
| 0180 | Road & Bridge #4 | \$865,789.32 | \$97,850.91 | \$118,586.37 | \$845,053.86 |
| 0200 | County Projects | \$56,044.75 | \$76.69 | \$0.00 | \$56,121.44 |
| 0210 | Records Mgt - Co Clerk | \$1,080,284.18 | \$32,202.48 | \$12,491.72 | \$1,099,994.94 |
| 0220 | Records Mgt - County | \$417,087.83 | \$4,599.12 | \$0.00 | \$421,686.95 |
| 0225 | Vital Statistics Preservation | \$116,470.40 | \$691.00 | \$0.00 | \$117,161.40 |
| 0240 | Election Services Contracts | \$338,618.71 | \$462.98 | \$1,360.02 | \$337,721.67 |
| 0250 | STOP Federal Forfeitures | \$4,467.54 | \$6.11 | \$0.00 | \$4,473.65 |
| 0260 | DA Forfeiture Funds | \$112,414.08 | \$153.82 | \$0.00 | \$112,567.90 |
| 0270 | JOCO Seizure Funds | \$8,029.52 | \$10.99 | \$0.00 | \$8,040.51 |
| 0280 | Sheriff Forfeiture Fund | \$7,433.70 | \$10.17 | \$0.00 | \$7,443.87 |
| 0300 | Special Crimes Ops | \$195,893.21 | \$488.21 | \$0.00 | \$196,381.42 |
| 0320 | Special Crimes Seizures | \$130,461.11 | \$9,966.86 | \$0.00 | \$140,427.97 |
| 0330 | JJAEP | \$162,008.96 | \$9,018.14 | \$17,430.67 | \$152,594.43 |
| 0340 | Juvenile Case Manager Fund | \$108,546.68 | \$3,236.83 | \$4,123.23 | \$107,660.28 |
| 0350 | Juvenile Probation Fees | \$36,853.47 | \$871.83 | \$0.00 | \$37,725.30 |
| 0355 | Unclaimed Juvenile Restitution Fund | \$487.00 | \$0.67 | \$0.00 | \$487.67 |
| 0360 | JP #1 Technology | \$152,884.76 | \$1,142.91 | \$0.00 | \$154,027.67 |
| 0370 | JP #2 Technology | \$51,919.63 | \$417.09 | \$75.98 | \$52,260.74 |
| 0380 | JP #3 Technology | \$78,520.18 | \$748.17 | \$0.00 | \$79,268.35 |
| 0390 | JP #4 Technology | \$101,273.27 | \$623.92 | \$0.00 | \$101,897.19 |
| 0400 | Courthouse Security | \$43,268.07 | \$6,879.77 | \$3,107.00 | \$47,040.84 |
| 0410 | Justice Court Security | \$84,275.55 | \$722.73 | \$0.00 | \$84,998.28 |
| 0420 | Custodial Funds | \$52,690.50 | \$1,171.72 | \$1,406.01 | \$52,456.21 |
| 0450 | Co Clerk Records Preservation | \$240,735.15 | \$31,119.40 | \$0.00 | \$271,854.55 |
| 0460 | Dist Clerk Records Preservation | \$77,010.28 | \$1,262.81 | \$0.00 | \$78,273.09 |
| 0470 | Cty & Dst Clerk Technology Fund | \$12,652.86 | \$445.95 | \$215.00 | \$12,883.81 |
| 0480 | Court Records Preservation Fund | \$252,255.28 | \$3,505.57 | \$0.00 | \$255,760.85 |
| 0490 | Dst Crt Records Technology Fund | \$136,660.75 | \$2,752.81 | \$0.00 | \$139,413.56 |
| 0500 | Pecan Valley MHMR | \$0.00 | \$0.00 | \$0.00 | \$0.00 |
| 0530 | Capital Murder Fund | \$326,366.21 | \$446.57 | \$0.00 | \$326,812.78 |
| 0550 | Indigent Health Care | \$1,000,587.57 | \$31,339.04 | \$300,590.44 | \$731,336.17 |
| 0590 | Unclaimed Money | \$26,238.57 | \$0.00 | \$0.00 | \$26,238.57 |
| 0600 | Right of Way Fund | \$129,774.25 | \$177.57 | \$0.00 | \$129,951.82 |
| 0720 | Courthouse Restoration | \$100,000.00 | \$0.00 | \$0.00 | \$100,000.00 |
| 0750 | Equipment Purchase | \$609,316.78 | \$817.90 | \$17,944.66 | \$592,190.02 |
| 0800 | LEC Interest & Sinking | \$590,589.16 | \$65,801.41 | \$0.00 | \$656,390.57 |
| 0850 | Equipment Int. & Sinking Fund | \$310,907.27 | \$6,826.97 | \$0.00 | \$317,734.24 |
| 0880 | Criminal State Fees Fund | \$233,937.75 | \$127,177.06 | \$446.52 | \$360,668.29 |
| 0890 | Historical Commission | \$29,689.51 | \$90.62 | \$96.55 | \$29,683.58 |
| 0970 | Fee Officers Fund | (\$280,819.06) | \$609,747.58 | \$635,936.04 | (\$307,007.52) |
| 1020 | Pre-Trial Bond Supervision | \$166,224.94 | \$17,122.12 | \$8,442.68 | \$174,904.38 |
| 1110 | Special Crimes Ops | \$83,288.54 | \$37,511.84 | \$7,956.28 | \$112,844.10 |
| 3150 | DA Hot Check Fees | \$4,391.81 | \$0.00 | \$333.34 | \$4,058.47 |
| 7012 | Jail C1 Construction | \$1,093,779.54 | \$1,193.59 | \$343,283.24 | \$751,689.89 |
| 7050 | Construction Projects | \$132,982.00 | \$0.00 | \$1,774.80 | \$131,207.20 |
| 8300 | HAVA Grant | \$0.00 | \$0.00 | \$0.00 | \$0.00 |
| 8400 | Cities Readiness Grant | \$16,134.96 | \$15,268.63 | \$161.44 | \$31,242.15 |
| 9020 | Juvenile Operations | \$0.00 | \$35,653.46 | \$28,443.41 | \$7,210.05 |
| 9220 | Community Supervision | \$0.00 | \$140,574.69 | \$140,574.69 | \$0.00 |

| | | | | | |
|---------------------------|------------------------------------|------------------------|-----------------------|-----------------------|------------------------|
| 9350 | TCEQ LIP Grant | \$0.00 | \$0.00 | \$0.00 | \$0.00 |
| 9380 | Indigent Defense Formula Grant | \$153,254.62 | \$209.70 | \$0.00 | \$153,464.32 |
| 9390 | Indigent Defense Improvement Grant | \$0.00 | \$0.00 | \$0.00 | \$0.00 |
| 9450 | TCEQ Aircheck | \$0.00 | \$0.00 | \$0.00 | \$0.00 |
| 9460 | TCEQ LEPC Grant | \$7,053.78 | \$0.00 | \$0.00 | \$7,053.78 |
| Total General Fund | | \$27,614,704.88 | \$5,018,048.75 | \$7,609,667.33 | \$25,023,086.30 |

FFB Trust and Asset Management Account Detail

| Fund | Account Number | Account Title | % of Total | Interest Earned | Cash Equivalents | Govt/Agencies Bonds |
|-----------------------------|----------------|-----------------------------|--------------|--------------------|---------------------|-------------------------|
| B0100 | | General Fund | 72.72727273% | \$9,486.29 | \$ 12,979.78 | \$ 7,897,789.47 |
| B0150 | | Road & Bridge #1 | 4.54545455% | \$592.89 | \$ 811.24 | \$ 493,611.84 |
| B0160 | | Road & Bridge #2 | 0.90909091% | \$118.58 | \$ 162.25 | \$ 98,722.37 |
| B0170 | | Road & Bridge #3 | 2.72727273% | \$355.74 | \$ 486.74 | \$ 296,167.11 |
| B0180 | | Road & Bridge #4 | 3.63636364% | \$474.31 | \$ 648.99 | \$ 394,889.47 |
| B0210 | | Records Management - Clerk | 2.72727273% | \$355.74 | \$ 486.74 | \$ 296,167.11 |
| B0220 | | Records Management - County | 0.90909091% | \$118.58 | \$ 162.25 | \$ 98,722.37 |
| B0550 | | Indigent Health | 5.45454545% | \$711.47 | \$ 973.48 | \$ 592,334.21 |
| B0600 | | Right of Way | 6.36363636% | \$830.05 | \$ 1,135.73 | \$ 691,056.58 |
| | | | | \$13,043.65 | \$ 17,847.19 | \$ 10,859,460.54 |
| Total Cash and Bonds | | | | | \$ | 10,877,307.73 |

TexasClass Detail

| Fund | Account Number | Account Title | | Beginning Balance | Deposits | Withdrawals | Ending Balance |
|--------------------------|-----------------|-------------------------|--------|------------------------|--------------------|---------------|------------------------|
| TC0001 | XXXXX-0263-0001 | General Fund | (0100) | \$12,642,582.25 | \$18,785.58 | \$0.00 | \$12,661,367.83 |
| TC0002 | XXXXX-0263-0002 | Road & Bridge #1 | (0150) | \$733,440.63 | \$1,089.80 | \$0.00 | \$734,530.43 |
| TC0003 | XXXXX-0263-0003 | Road & Bridge #2 | (0160) | \$959,333.20 | \$1,425.49 | \$0.00 | \$960,758.69 |
| TC0004 | XXXXX-0263-0004 | Road & Bridge #3 | (0170) | \$1,016,905.08 | \$1,511.02 | \$0.00 | \$1,018,416.10 |
| TC0005 | XXXXX-0263-0005 | Road & Bridge #4 | (0180) | \$1,234,956.29 | \$1,835.02 | \$0.00 | \$1,236,791.31 |
| TC0007 | XXXXX-0263-0007 | Indigent Healthcare | (0550) | \$1,545,290.25 | \$2,296.14 | \$0.00 | \$1,547,586.39 |
| TC0008 | XXXXX-0263-0008 | Right of Way | (0600) | \$514,606.60 | \$764.62 | \$0.00 | \$515,371.22 |
| TC0009 | XXXXX-0263-0009 | Jail C5 Construction | (7010) | \$0.00 | \$0.00 | \$0.00 | \$0.00 |
| TC0010 | XXXXX-0263-0010 | CC Records Preservation | (0450) | \$210,173.01 | \$312.29 | \$0.00 | \$210,485.30 |
| TC0011 | XXXXX-0263-0011 | Jail C1 Construction | (7012) | \$50.26 | \$0.05 | \$0.00 | \$50.31 |
| TC0012 | XXXXX-0263-0012 | Capital Murder | (0530) | \$893,144.67 | \$1,327.11 | \$0.00 | \$894,471.78 |
| TC0013 | XXXXX-0263-0013 | Software Projects | (7060) | \$0.00 | \$0.00 | \$0.00 | \$0.00 |
| TC0014 | XXXXX-0263-0014 | Equipment I&S | (0850) | \$53,430.73 | \$79.36 | \$0.00 | \$53,510.09 |
| Total Texas CLASS | | | | \$19,803,912.97 | \$29,426.48 | \$0.00 | \$19,833,339.45 |

See Appendix A for details

Certificates of Deposit

| Fund | Account Title | Face Value |
|--------|-----------------|-----------------------|
| CD0100 | General Fund | \$6,995,000.00 |
| CD0550 | Indigent Health | \$749,000.00 |
| | | <u>\$7,744,000.00</u> |

Outstanding Indebtedness

| Description | | Outstanding Amount | Next Payment Amount | Next Payment Due |
|---|-------------------|--------------------|---------------------|------------------|
| Johnson County GO Refunding Bonds Series 2017 | Guinn Building | \$6,315,000.00 | \$128,344.98 | 8/15/2018 |
| Johnson County Tax Notes -Series 2013 | Software Project | \$2,605,000.00 | \$23,705.50 | 5/15/2018 |
| Johnson County CO Series 2015 | Jail Construction | \$20,605,000.00 | \$396,042.85 | 8/15/2018 |

Combined Statement of Cash Position

| FUND | ACCOUNT NAME | FUND TOTAL | POOL FUNDS | INVESTMENTS | FUND TOTAL |
|------|-------------------------------------|-----------------|-----------------|------------------|-----------------|
| 0100 | General Fund | \$13,145,705.30 | \$12,661,367.83 | \$ 15,641,789.47 | \$41,448,862.60 |
| 0140 | Law Library | \$148,875.41 | \$0.00 | \$0.00 | \$148,875.41 |
| 0150 | Road & Bridge #1 | \$694,905.08 | \$734,530.43 | \$493,611.84 | \$1,923,047.35 |
| 0160 | Road & Bridge #2 | \$1,296,017.27 | \$960,758.69 | \$98,722.37 | \$2,355,498.33 |
| 0170 | Road & Bridge #3 | \$424,231.98 | \$1,018,416.10 | \$296,167.11 | \$1,738,815.19 |
| 0180 | Road & Bridge #4 | \$845,053.86 | \$1,236,791.31 | \$394,889.47 | \$2,476,734.64 |
| 0200 | County Projects | \$56,121.44 | \$0.00 | \$0.00 | \$56,121.44 |
| 0210 | Records Mgt - Co Clerk | \$1,099,994.94 | \$0.00 | \$296,167.11 | \$1,396,162.05 |
| 0220 | Records Mgt - County | \$421,686.95 | \$0.00 | \$98,722.37 | \$520,409.32 |
| 0225 | Vital Statistics Preservation | \$117,161.40 | \$0.00 | \$0.00 | \$117,161.40 |
| 0240 | Election Services Contracts | \$337,721.67 | \$0.00 | \$0.00 | \$337,721.67 |
| 0250 | STOP Federal Forfeitures | \$4,473.65 | \$0.00 | \$0.00 | \$4,473.65 |
| 0260 | DA Forfeiture Funds | \$112,567.90 | \$0.00 | \$0.00 | \$112,567.90 |
| 0270 | JOCO Seizure Funds | \$8,040.51 | \$0.00 | \$0.00 | \$8,040.51 |
| 0280 | Sheriff Forfeiture Fund | \$7,443.87 | \$0.00 | \$0.00 | \$7,443.87 |
| 0300 | Special Crimes Ops | \$196,381.42 | \$0.00 | \$0.00 | \$196,381.42 |
| 0320 | Special Crimes Seizures | \$140,427.97 | \$0.00 | \$0.00 | \$140,427.97 |
| 0330 | JJAEP | \$152,594.43 | \$0.00 | \$0.00 | \$152,594.43 |
| 0340 | Juvenile Case Manager Fund | \$107,660.28 | \$0.00 | \$0.00 | \$107,660.28 |
| 0350 | Juvenile Probation Fees | \$37,725.30 | \$0.00 | \$0.00 | \$37,725.30 |
| 0355 | Unclaimed Juvenile Restitution Fund | \$487.67 | \$0.00 | \$0.00 | \$487.67 |
| 0360 | JP #1 Technology | \$154,027.67 | \$0.00 | \$0.00 | \$154,027.67 |
| 0370 | JP #2 Technology | \$52,260.74 | \$0.00 | \$0.00 | \$52,260.74 |
| 0380 | JP #3 Technology | \$79,268.35 | \$0.00 | \$0.00 | \$79,268.35 |
| 0390 | JP #4 Technology | \$101,897.19 | \$0.00 | \$0.00 | \$101,897.19 |
| 0400 | Courthouse Security | \$47,040.84 | \$0.00 | \$0.00 | \$47,040.84 |
| 0410 | Justice Court Security | \$84,998.28 | \$0.00 | \$0.00 | \$84,998.28 |
| 0420 | Custodial Funds | \$52,456.21 | \$0.00 | \$0.00 | \$52,456.21 |
| 0450 | Co Clerk Records Preservation | \$271,854.55 | \$210,485.30 | \$0.00 | \$482,339.85 |
| 0460 | Dist Clerk Records Preservation | \$78,273.09 | \$0.00 | \$0.00 | \$78,273.09 |
| 0470 | Cty & Dst Clerk Technology Fund | \$12,883.81 | \$0.00 | \$0.00 | \$12,883.81 |
| 0480 | City & Dst Clerk Technology Fund | \$255,760.85 | \$0.00 | \$0.00 | \$255,760.85 |
| 0490 | Court Records Preservation Fund | \$139,413.56 | \$0.00 | \$0.00 | \$139,413.56 |
| 0500 | Pecan Valley MHMR | \$0.00 | \$0.00 | \$0.00 | \$0.00 |
| 0530 | Capital Murder Fund | \$326,812.78 | \$894,471.78 | \$0.00 | \$1,221,284.56 |
| 0550 | Indigent Health Care | \$731,336.17 | \$1,547,586.39 | \$ 592,334.21 | \$2,871,256.77 |
| 0590 | Unclaimed Money | \$26,238.57 | \$0.00 | \$0.00 | \$26,238.57 |
| 0600 | Right of Way Fund | \$129,951.82 | \$515,371.22 | \$ 691,056.58 | \$1,336,379.62 |
| 0720 | Courthouse Restoration | \$100,000.00 | \$0.00 | \$0.00 | \$100,000.00 |
| 0750 | Equipment Purchase | \$592,190.02 | \$0.00 | \$0.00 | \$592,190.02 |
| 0800 | LEC Interest & Sinking | \$656,390.57 | \$0.00 | \$0.00 | \$656,390.57 |
| 0850 | Equipment Int. & Sinking Fund | \$317,734.24 | \$53,510.09 | \$0.00 | \$371,244.33 |
| 0880 | Criminal State Fees Fund | \$360,668.29 | \$0.00 | \$0.00 | \$360,668.29 |
| 0890 | Historical Commission | \$29,683.58 | \$0.00 | \$0.00 | \$29,683.58 |
| 0970 | Fee Officers Fund | (\$307,007.52) | \$0.00 | \$0.00 | (\$307,007.52) |

| FUND | ACCOUNT NAME | CHECKING | POOLS FUNDS | INVESTMENTS | FUND TOTAL |
|--------------------|---------------------------------------|------------------------|------------------------|------------------------|------------------------|
| 1020 | Pre-Trial Bond Supervision | \$174,904.38 | \$0.00 | \$0.00 | \$174,904.38 |
| 1110 | Special Crimes Ops | \$112,844.10 | \$0.00 | \$0.00 | \$112,844.10 |
| 3150 | DA Hot Check Fees | \$4,058.47 | \$0.00 | \$0.00 | \$4,058.47 |
| 7012 | Jail C1 Construction | \$751,689.89 | \$50.31 | \$0.00 | \$751,740.20 |
| 7050 | Software Projects | \$131,207.20 | \$0.00 | \$0.00 | \$131,207.20 |
| 8300 | Edward Byrne (JAG) Local Solicitation | \$0.00 | \$0.00 | \$0.00 | \$0.00 |
| 8400 | Ed Byrne Memorial JAG Grant FY 10 | \$31,242.15 | \$0.00 | \$0.00 | \$31,242.15 |
| 9020 | Juvenile Operations | \$7,210.05 | \$0.00 | \$0.00 | \$7,210.05 |
| 9220 | Community Supervision | \$0.00 | \$0.00 | \$0.00 | \$0.00 |
| 9350 | TCEQ LIP Grant | \$0.00 | \$0.00 | \$0.00 | \$0.00 |
| 9380 | Indigent Defense Formula Grant | \$153,464.32 | \$0.00 | \$0.00 | \$153,464.32 |
| 9390 | Indigent Defense Improvement Grant | \$0.00 | \$0.00 | \$0.00 | \$0.00 |
| 9450 | TCEQ Aircheck | \$0.00 | \$0.00 | \$0.00 | \$0.00 |
| 9460 | TCEQ LEPC Grant | \$7,053.78 | \$0.00 | \$0.00 | \$7,053.78 |
| Grand Total | | \$25,023,086.30 | \$19,833,339.45 | \$18,603,460.53 | \$63,459,886.28 |

| First Financial Bank / Pledged Collateral: | Orig Face Value | Par Value | Book Value | Market Value |
|--|-------------------------|-------------------------|-------------------------|-------------------------|
| as of | | | | |
| County | \$46,230,000.00 | \$44,432,286.04 | \$45,755,065.99 | \$46,074,045.47 |
| 31-Mar-18 Tax Office | \$99,421,812.00 | \$71,127,257.34 | \$73,172,900.85 | \$71,776,311.24 |
| Totals | \$145,651,812.00 | \$115,559,543.38 | \$118,927,966.84 | \$117,850,356.71 |

LOCAL GOVERNMENT CODE: 134.026
COUNTY TREASURER'S REPORT TO COMMISSIONERS COURT AT REGULAR TERM.
(a) At least once a month at a regular term of the commissioners court, the county treasurer shall make a detailed report of:
(1) money received and disbursed;
(2) debts due to and owed by the county; and
(3) all other proceedings in the treasurer's office.



I certify the information in this report is true and correct to the best of my knowledge.


Kathy M. Blackwell

Kathy M. Blackwell
Johnson County Treasurer

4/20/18

Date

IN ACCORDANCE with Section 114.026, Local Government Code, we the undersigned, constituting the entire Commissioners Court of said County, certify that on the 11 day of May, 2018, at the Regular term of Court, we compared and examined the monthly report of Kathy Blackwell, Treasurer of Johnson County, for MARCH 2018, and finding the same correct, entered an order in the Minutes approving said Report, which states total cash and other assets on hand as \$63,459,886.28


Roger Harmon, County Judge



Rick Bailey, Commissioner, Pct 1



Kermy Howell, Commissioner Pct. 2


Jerry D. Stringer, Commissioner, Pct. 3


Larry Woolley, Commissioner Pct. 4

SWORN TO AND SUBSCRIBED BEFORE ME, by Roger Harmon, County Judge and County Commissioners of said Johnson County, each respectively, on this the 11 day of May


Becky Ivey, County Clerk and
Clerk of the Commissioners Court in and for
Johnson County, Texas.



FILED FOR RECORD THIS ____ DAY OF _____ A.D., 2018 and recorded in the minutes of the Court for the term in which the affidavits are filed on the ____ day of _____, A.D. 2018

Attest: Becky Ivey, County Clerk

2017-2018 Budget
 Financial Statement

| Account | Rate | Maturity | Original | Current | Description |
|----------|--------|----------|-----------------|---------------|---------------------------------|
| CO | 1.450% | 5/01/18 | \$ 249,000.00 | \$249,000.00 | Bank West San Francisco |
| CO | 1.450% | 5/03/18 | \$ 249,000.00 | \$249,000.00 | Morgan Stanley |
| CD | 1.26% | 06/07/18 | \$ 249,000.00 | \$249,000.00 | Affiliated Bank |
| CD | 1.210% | 06/08/18 | \$ 249,000.00 | \$249,000.00 | Amplify Federal Credit Union |
| CD | 1.35% | 06/12/18 | \$ 249,000.00 | \$248,877.99 | State Bank |
| CD | 1.40% | 06/22/18 | \$ 249,000.00 | \$248,877.99 | Green Bank |
| CD | 1.70% | 11/21/18 | \$ 249,000.00 | \$248,728.59 | Banco Popular |
| CD | 1.55% | 11/26/18 | \$ 238,000.00 | \$237,495.44 | First Bank |
| CD | 1.76% | 12/7/18 | \$ 249,000.00 | \$249,000.00 | T Bank National Association |
| CD | 1.86% | 12/26/18 | \$ 249,000.00 | \$249,000.00 | First National Bank of McGregor |
| CD | 1.80% | 01/02/19 | \$ 249,000.00 | \$248,745.02 | State Bank & Trust |
| CO | 1.200% | 5/02/18 | \$ 249,000.00 | \$248,945.22 | |
| CO | 1.200% | 5/31/18 | \$ 100,000.00 | \$99,944.00 | |
| CO | 1.300% | 7/30/18 | \$ 249,000.00 | \$248,676.30 | |
| CO | 1.450% | 11/20/18 | \$ 249,000.00 | \$248,342.64 | |
| CO | 1.400% | 11/29/18 | \$ 100,000.00 | \$99,683.00 | |
| CO | 1.450% | 11/30/18 | \$ 249,000.00 | \$248,280.35 | |
| FHLMC | 1.500% | 01/17/20 | \$ 500,000.00 | \$ 492,870.00 | |
| FNMA | 0.875% | 05/21/18 | \$ 525,000.00 | \$ 524,391.00 | |
| FNMA | 1.750% | 9/12/19 | \$ 500,000.00 | \$ 496,440.00 | |
| US Treas | 2.875% | 3/31/18 | \$ 310,000.00 | \$ 310,000.00 | |
| US Treas | 2.375% | 6/30/18 | \$ 500,000.00 | \$ 500,680.00 | |
| US Treas | 1.500% | 8/31/18 | \$ 500,000.00 | \$ 499,180.00 | |
| US Treas | 1.250% | 10/31/18 | \$ 500,000.00 | \$ 497,870.00 | |
| US Treas | 1.500% | 1/31/19 | \$ 550,000.00 | \$ 547,206.00 | |
| US Treas | 1.500% | 3/31/19 | \$ 550,000.00 | \$ 546,584.50 | |
| US Treas | 1.500% | 5/31/19 | \$ 500,000.00 | \$ 496,095.00 | |
| US Treas | 1.625% | 7/31/19 | \$ 500,000.00 | \$ 496,250.00 | |
| US Treas | 1.500% | 10/31/19 | \$ 1,000,000.00 | \$ 988,320.00 | |
| US Treas | 1.625% | 3/15/20 | \$ 300,000.00 | \$ 296,169.00 | |
| US Treas | 1.875% | 12/15/20 | \$ 250,000.00 | \$ 246,797.50 | |
| Cash | | | \$ 674.03 | \$ 674.03 | |
| FSG FUND | | N/A | \$ 17,173.16 | \$ 17,173.16 | |

Appendix B
Certificates of Deposit

| Fund | CUSIP # | Source | Face Value | Interest Rate | Matures | Bank |
|--------|-----------|-----------------|---------------|---------------|------------|--|
| CD0100 | XXXXXLCH0 | General Fund | \$ 250,000.00 | 1.10% | 4/19/2018 | Home Savings Bank |
| CD0100 | XXXXXU24 | General Fund | \$ 250,000.00 | 1.40% | 7/25/2018 | Capital One Bk USA Natl Assn Glen Allen VA |
| CD0100 | XXXXXXV83 | General Fund | \$ 250,000.00 | 1.40% | 7/26/2018 | Ally Bk Midvale Utah |
| CD0100 | XXXXXEJ1 | General Fund | \$ 250,000.00 | 1.40% | 8/1/2018 | Wells Fargo |
| CD0100 | XXXXTDD1 | General Fund | \$ 250,000.00 | 1.30% | 9/19/2018 | Franklin Synergy Bank |
| CD0100 | XXXXXCL7 | General Fund | \$ 250,000.00 | 1.45% | 3/29/2019 | Isabella Bank |
| CD0100 | XXXXXQU3 | General Fund | \$ 250,000.00 | 1.55% | 4/5/2019 | Peoples United Bank |
| CD0100 | XXXXMYJ4 | General Fund | \$ 250,000.00 | 1.70% | 8/26/2019 | Morgan Stanley Bank, National Association |
| CD0100 | XXXXSXV7 | General Fund | \$ 250,000.00 | 1.60% | 10/15/2019 | KeyBank National Association |
| CD0100 | XXXXBAH9 | General Fund | \$ 250,000.00 | 1.60% | 1/24/2020 | Citizens Community Federal |
| CD0100 | XXXXXEAG4 | General Fund | \$ 250,000.00 | 1.55% | 3/31/2020 | Covenant Bank |
| CD0100 | XXXXPBN0 | General Fund | \$ 250,000.00 | 1.70% | 4/13/2020 | East Boston Savings Bank |
| CD0100 | XXXXRGC9 | General Fund | \$ 250,000.00 | 1.90% | 6/8/2020 | Capital One, National Association |
| CD0100 | XXXXPNE3 | General Fund | \$ 250,000.00 | 1.90% | 8/24/2020 | Goldman Sachs Bank USA |
| CD0100 | XXXX3BC9 | General Fund | \$ 250,000.00 | 1.90% | 9/1/2020 | Discover Bank |
| CD0100 | XXXXAKX1 | General Fund | \$ 250,000.00 | 2.00% | 10/27/2020 | BMW Bank of North America |
| CD0100 | XXXXLAW0 | General Fund | \$ 250,000.00 | 2.00% | 10/30/2020 | First Technology Federal Credit Union |
| CD0100 | XXXXPDK3 | General Fund | \$ 250,000.00 | 1.80% | 2/9/2019 | Commercial Bank |
| CD0100 | XXXX9EQ8 | General Fund | \$ 250,000.00 | 2.20% | 2/10/2020 | Bank United, National Association |
| CD0100 | XXXXKAQ9 | General Fund | \$ 250,000.00 | 1.90% | 2/12/2019 | Infinity |
| CD0100 | XXXXNAS4 | General Fund | \$ 250,000.00 | 1.75% | 2/14/2019 | Nationwide Bank |
| CD0100 | XXXXACF3 | General Fund | \$ 250,000.00 | 2.35% | 2/16/2021 | Northfield Bank |
| CD0100 | XXXXQ2G7 | General Fund | \$ 250,000.00 | 1.80% | 2/14/2019 | Safra National Bank of New York |
| CD0100 | XXXXQEX4 | General Fund | \$ 250,000.00 | 2.40% | 2/22/2021 | Pacific Premier Bank |
| CD0100 | XXXX9AL4 | General Fund | \$ 250,000.00 | 2.20% | 2/24/2020 | Empire State Bank |
| CD0100 | XXXXACV5 | General Fund | \$ 250,000.00 | 2.25% | 2/21/2020 | CrossFirst Bank |
| CD0100 | XXXXSGB1 | General Fund | \$ 250,000.00 | 1.85% | 2/22/2019 | Pinnacle Bank |
| CD0550 | XXXXNFV7 | Indigent Health | \$ 250,000.00 | 1.80% | 3/13/2019 | Prime Alliance Bank |
| CD0550 | XXXXPCT4 | Indigent Health | \$ 250,000.00 | 2.20% | 2/26/2020 | Belmont Bank & Trust Company |
| CD0550 | XXXXRBX7 | Indigent Health | \$ 249,000.00 | 2.45% | 9/8/2020 | Tennessee State Bank |
| CD0100 | XXXXQH77 | General Fund | \$ 245,000.00 | 2.70% | 3/29/2021 | Citibank NA |