

JOHNSON COUNTY COMMISSIONERS COURT

Filed For Record 1:35 pm



JUL 24 2018

Becky Ivey
County Clerk, Johnson County Texas

BY [Signature] DEPUTY

JERRY D. STRINGER
Commissioner Pct. #3

LARRY WOOLLEY
Commissioner Pct. #4

ROGER HARMON
County Judge

Carla Hester
Assistant to Commissioner's Court

RICK BAILEY
Commissioner Pct. #1

KENNY HOWELL
Commissioner Pct. #2

ORDER NO. 2018-15

THE STATE OF TEXAS

§

JULY 23, 2018

COUNTY OF JOHNSON

§

§

ORDER APPROVING THE JOHNSON COUNTY TREASURER'S REPORT

WHEREAS, *Section 114.026* of the Local Government Code requires a Treasurer's Report be submitted at least once a month to the Commissioners Court at a regular term; and

WHEREAS, the Johnson County Commissioners Court has compared and examined the Treasurer's Report submitted for approval on July 23, 2018 which is attached hereto as Exhibit A and has determined that the Treasurer's Report is correct.

IT IS THEREFORE ORDERED, that the Johnson County Treasurer's Report which is attached hereto as Exhibit A is approved as presented by the Johnson County Treasurer to the Commissioners Court of Johnson County, Texas and this Order Approving the Johnson County Treasurer's Report and attached Exhibit A are to be entered into the Minutes.

COPY NOT COMPARED
TO ORIGINAL

Filed For Record

JUL 5 4 2018

BY Becky Levy
County Clerk Johnson County Texas
DEPUTY




COPY NOT COMPARED
TO ORIGINAL


GIVEN UNDER OUR HAND AND THE SEAL OF JOHNSON COUNTY THIS,
23rd day of JULY, 2018.




Roger Harmon, Johnson County Judge
Voted: yes, no, abstained



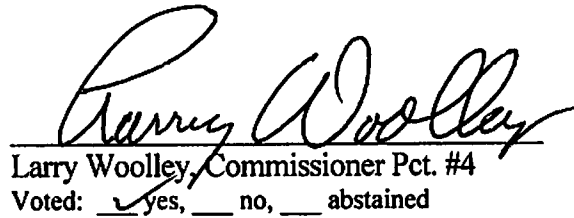
Rick Bailey, Commissioner Pct. #1
Voted: yes, no, abstained



Kerry Howell, Commissioner Pct. #2
Voted: yes, no, abstained




Jerry D. Stringer, Commissioner Pct. #3
Voted: yes, no, abstained



Larry Woolley, Commissioner Pct. #4
Voted: yes, no, abstained

Attest: 
Becky Ivey, County Clerk





Treasurers Financial Report

Kathy M. Blackwell

County Treasurer & Chief Investment Officer

June 2018



CASH & INVESTMENTS

First Financial Bank Accounts

Account Number	Account Title	Beginning Balance	Deposits	Disbursements	Ending Balance
XX-X619-8	General Fund	\$18,502,037.78	\$6,758,513.22	\$7,506,805.28	\$17,753,745.72
NOW	xxxxxXX4588	General Fund Now Account	\$0.00	\$0.00	\$0.00
CCC	XX-X654-5	Treasurer Clearing Account (CCC)	\$369,425.55	\$363,565.04	\$335,110.72
8610	XXXXX48311	Community Development Block Grant	\$0.00	\$0.00	\$0.00
Total Checking		\$18,871,463.33	\$7,122,078.26	\$7,904,685.15	\$18,088,856.44

Cash Balance by Fund

Fund	Account Title	Beginning Balance	Receipts	Disbursements	Ending Balance
0100	General Fund	\$7,442,280.80	\$5,505,027.25	\$6,138,036.84	\$6,811,271.21
0140	Law Library	\$145,435.32	\$9,209.36	\$9,470.36	\$145,174.32
0150	Road & Bridge #1	\$473,873.71	\$51,340.10	\$131,144.67	\$394,069.14
0160	Road & Bridge #2	\$1,128,838.73	\$47,174.23	\$93,129.64	\$1,082,883.32
0170	Road & Bridge #3	\$198,060.41	\$49,621.73	\$120,520.98	\$127,161.16
0180	Road & Bridge #4	\$668,138.59	\$55,213.54	\$124,057.52	\$599,294.61
0200	County Projects	\$56,286.49	\$92.10	\$0.00	\$56,378.59
0210	Records Mgt - Co Clerk	\$1,146,703.35	\$33,194.44	\$11,661.27	\$1,168,236.52
0220	Records Mgt - County	\$430,789.36	\$4,645.31	\$0.00	\$435,434.67
0225	Vital Statistics Preservation	\$118,498.40	\$2,510.99	\$0.00	\$121,009.39
0240	Election Services Contracts	\$343,540.80	\$561.92	\$326.50	\$343,776.22
0250	STOP Federal Forfeitures	\$4,486.81	\$7.34	\$0.00	\$4,494.15
0260	DA Forfeiture Funds	\$112,898.96	\$184.73	\$0.00	\$113,083.69
0270	JOCO Seizure Funds	\$8,064.16	\$13.20	\$0.00	\$8,077.36
0280	Sheriff Forfeiture Fund	\$207.71	\$0.34	\$0.00	\$208.05
0300	Special Crimes Ops	\$224,936.60	\$8,022.52	\$0.00	\$232,959.12
0320	Special Crimes Seizures	\$164,616.43	\$8,284.13	\$7,059.50	\$165,841.06
0330	JJAEP	\$127,311.28	\$3,896.83	\$11,759.16	\$119,448.95
0340	Juvenile Case Manager Fund	\$108,846.65	\$3,712.99	\$3,662.16	\$108,897.48
0350	Juvenile Probation Fees	\$39,360.85	\$615.23	\$0.00	\$39,976.08
0355	Unclaimed Juvenile Restitution Fund	\$678.57	\$1.11	\$0.00	\$679.68
0360	JP #1 Technology	\$156,865.12	\$1,242.82	\$0.00	\$158,107.94
0370	JP #2 Technology	\$53,421.42	\$533.00	\$75.98	\$53,878.44
0380	JP #3 Technology	\$81,262.84	\$970.42	\$0.00	\$82,233.26
0390	JP #4 Technology	\$103,541.20	\$650.51	\$0.00	\$104,191.71
0400	Courthouse Security	\$48,397.80	\$7,092.73	\$260.00	\$55,230.53
0410	Justice Court Security	\$86,956.87	\$828.45	\$1,156.00	\$86,629.32
0420	Custodial Funds	\$43,523.63	\$1,265.29	\$850.00	\$43,938.92
0450	Co Clerk Records Preservation	\$339,835.78	\$31,876.06	\$0.00	\$371,711.84
0460	Dist Clerk Records Preservation	\$80,755.06	\$1,146.39	\$0.00	\$81,901.45
0470	Cty & Dst Clerk Technology Fund	\$13,733.58	\$452.18	\$1,448.00	\$12,737.76
0480	Court Records Preservation Fund	\$282,114.85	\$3,331.84	\$0.00	\$285,446.69
0490	Dst Crt Records Technology Fund	\$144,766.29	\$2,435.46	\$0.00	\$147,201.75
0500	Pecan Valley MHMR	\$3,816.62	\$430.25	\$0.00	\$4,246.87
0530	Capital Murder Fund	\$327,773.94	\$536.32	\$0.00	\$328,310.26
0550	Indigent Health Care	\$565,524.26	\$12,198.78	\$80,615.44	\$497,108.60
0590	Unclaimed Money	\$26,238.57	\$945.50	\$0.00	\$27,184.07
0600	Right of Way Fund	\$130,334.01	\$213.26	\$0.00	\$130,547.27
0720	Courthouse Restoration	\$100,000.00	\$0.00	\$0.00	\$100,000.00
0750	Equipment Purchase	\$107,975.30	\$162.23	\$29,421.44	\$78,716.09
0800	LEC Interest & Sinking	\$920,011.57	\$22,684.70	\$0.00	\$942,696.27
0850	Equipment Int. & Sinking Fund	\$304,740.09	\$2,584.70	\$0.00	\$307,324.79
0880	Criminal State Fees Fund	\$291,702.88	\$127,190.57	\$2,492.14	\$416,401.31
0890	Historical Commission	\$29,326.08	\$47.98	\$19.52	\$29,354.54
0970	Fee Officers Fund	(\$369,458.35)	\$688,140.38	\$641,577.37	(\$32,895.34)

1020	Pre-Trial Bond Supervision	\$186,425.16	\$14,173.15	\$8,414.26	\$102,184.05
1110	Special Crimes Ops	\$81,291.44	\$40,696.06	\$15,037.87	\$105,949.63
3150	DA Hot Check Fees	\$8,163.47	\$105.00	\$0.00	\$8,268.47
7012	Jail C1 Construction	\$732,848.36	\$0.00	\$64,264.01	\$668,584.35
7050	Construction Projects	\$128,988.70	\$0.00	\$0.00	\$128,988.70
7061	Burleson Sub CH Elevator	\$500,000.00	\$818.13	\$0.00	\$500,818.13
8300	HAVA Grant	\$0.00	\$0.00	\$0.00	\$0.00
8400	Cities Readiness Grant	\$5,845.88	\$0.00	\$0.00	\$5,845.88
8710	Live Scan Grant	\$0.00	\$0.00	\$0.00	\$0.00
9020	Juvenile Operations	\$0.00	\$12,344.65	\$12,344.65	\$0.00
9220	Community Supervision	\$0.00	\$0.00	\$0.00	\$0.00
9350	TCEQ LIP Grant	\$0.00	\$0.00	\$0.00	\$0.00
9380	Indigent Defense Formula Grant	\$54,417.60	\$89.02	\$0.00	\$54,506.62
9390	Indigent Defense Improvement Grant	\$0.00	\$0.00	\$0.00	\$0.00
9450	TCEQ Aircheck	\$0.00	\$0.00	\$0.00	\$0.00
9460	TCEQ LEPC Grant	\$7,053.78	\$0.00	\$0.00	\$7,053.78
Total General Fund		\$18,502,037.78	\$6,758,513.22	\$7,506,805.28	\$17,768,745.72

FFB Trust and Asset Management Account Detail

Fund	Account Number	Account Title	% of Total	Interest Earned	Cash Equivalents	Govt/Agencies Bonds
B0100		General Fund	72.72727273%	\$5,749.92	\$ 214,029.00	\$ 5,949,199.20
B0150		Road & Bridge #1	4.54545455%	\$359.37	\$ 13,376.81	\$ 371,824.95
B0160		Road & Bridge #2	0.90909091%	\$71.87	\$ 2,675.36	\$ 74,364.99
B0170		Road & Bridge #3	2.72727273%	\$215.62	\$ 8,026.09	\$ 223,094.97
B0180		Road & Bridge #4	3.63636364%	\$287.50	\$ 10,701.45	\$ 297,459.96
B0210		Records Management - Clerk	2.72727273%	\$215.62	\$ 8,026.09	\$ 223,094.97
B0220		Records Management - County	0.90909091%	\$71.87	\$ 2,675.36	\$ 74,364.99
B0550		Indigent Health	5.45454545%	\$431.24	\$ 16,052.17	\$ 433,189.94
B0600		Right of Way	6.36363636%	\$503.12	\$ 18,727.54	\$ 503,554.93
				\$7,906.13	\$ 294,289.87	\$ 8,131,148.90
Total Cash and Bonds						\$ 8,414,438.77

TexasClass Detail

Fund	Account Number	Account Title		Beginning Balance	Deposits	Withdrawals	Ending Balance
TC0001	XXXXX-0263-0001	General Fund	(0100)	\$12,703,816.89	\$22,549.26	\$0.00	\$12,726,366.15
TC0002	XXXXX-0263-0002	Road & Bridge #1	(0150)	\$736,993.04	\$1,308.18	\$0.00	\$738,301.22
TC0003	XXXXX-0263-0003	Road & Bridge #2	(0160)	\$963,979.74	\$1,711.06	\$0.00	\$965,690.80
TC0004	XXXXX-0263-0004	Road & Bridge #3	(0170)	\$1,021,830.51	\$1,813.74	\$0.00	\$1,023,644.25
TC0005	XXXXX-0263-0005	Road & Bridge #4	(0180)	\$1,240,937.82	\$2,202.67	\$0.00	\$1,243,140.49
TC0007	XXXXX-0263-0007	Indigent Healthcare	(0550)	\$1,552,774.88	\$2,756.17	\$0.00	\$1,555,531.05
TC0008	XXXXX-0263-0008	Right of Way	(0600)	\$517,099.09	\$917.85	\$0.00	\$518,016.94
TC0009	XXXXX-0263-0009	Jail C5 Construction	(7010)	\$0.00	\$0.00	\$0.00	\$0.00
TC0010	XXXXX-0263-0010	CC Records Preservation	(0450)	\$211,190.96	\$374.87	\$0.00	\$211,565.83
TC0011	XXXXX-0263-0011	Jail C1 Construction	(7012)	\$50.39	\$0.05	\$0.00	\$50.44
TC0012	XXXXX-0263-0012	Capital Murder	(0530)	\$897,470.63	\$1,593.01	\$0.00	\$899,063.64
TC0013	XXXXX-0263-0013	Software Projects	(7060)	\$0.00	\$0.00	\$0.00	\$0.00
TC0014	XXXXX-0263-0014	Equipment I&S	(0850)	\$53,689.47	\$95.28	\$0.00	\$53,784.75
Total Texas CLASS				\$19,899,833.42	\$35,322.14	\$0.00	\$19,935,155.56

See Appendix A for details

Certificates of Deposit

Fund	Account Title	Face Value
CD0100	General Fund	\$9,865,000.00
CD0550	Indigent Health	\$ 749,000.00
US Tres	General Fund	\$ 315,000.00
		\$10,929,000.00 R

Outstanding Indebtedness

Description		Outstanding Amount	Next Payment Amount	Next Payment Due
Johnson County GO Refunding Bonds Series 2017	Guinn Building	\$4,370,000.00	\$27,727.65	7/15/2018
Johnson County Tax Notes -Series 2013	Software Project	\$2,320,000.00	\$183,705.50	12/15/2018
Johnson County CO Series 2015	Jail Construction	\$ 20,055,000.00	\$391,356.85	2/15/2018

Combined Statement of Cash Position

FUND	ACCOUNT NAME	FUND TOTAL	POOL FUNDS	INVESTMENTS	FUND TOTAL
0100	General Fund	\$6,811,271.21	\$12,726,366.15	\$ 16,878,199.20	\$36,415,836.56
0140	Law Library	\$145,174.32	\$0.00	\$0.00	\$145,174.32
0150	Road & Bridge #1	\$394,069.14	\$738,301.22	\$371,824.95	\$1,504,195.31
0160	Road & Bridge #2	\$1,082,883.32	\$965,690.80	\$74,364.99	\$2,122,939.11
0170	Road & Bridge #3	\$127,161.16	\$1,023,644.25	\$223,094.97	\$1,373,900.38
0180	Road & Bridge #4	\$599,294.61	\$1,243,140.49	\$297,459.96	\$2,139,895.06
0200	County Projects	\$56,378.59	\$0.00	\$0.00	\$56,378.59
0210	Records Mgt - Co Clerk	\$1,168,236.52	\$0.00	\$223,094.97	\$1,391,331.49
0220	Records Mgt - County	\$435,434.67	\$0.00	\$74,364.99	\$509,799.66
0225	Vital Statistics Preservation	\$121,009.39	\$0.00	\$0.00	\$121,009.39
0240	Election Services Contracts	\$343,776.22	\$0.00	\$0.00	\$343,776.22
0250	STOP Federal Forfeitures	\$4,494.15	\$0.00	\$0.00	\$4,494.15
0260	DA Forfeiture Funds	\$113,083.69	\$0.00	\$0.00	\$113,083.69
0270	JOCO Seizure Funds	\$8,077.36	\$0.00	\$0.00	\$8,077.36
0280	Sheriff Forfeiture Fund	\$208.05	\$0.00	\$0.00	\$208.05
0300	Special Crimes Ops	\$232,959.12	\$0.00	\$0.00	\$232,959.12
0320	Special Crimes Seizures	\$165,841.06	\$0.00	\$0.00	\$165,841.06
0330	JJAEP	\$119,448.95	\$0.00	\$0.00	\$119,448.95
0340	Juvenile Case Manager Fund	\$108,897.48	\$0.00	\$0.00	\$108,897.48
0350	Juvenile Probation Fees	\$39,976.08	\$0.00	\$0.00	\$39,976.08
0355	Unclaimed Juvenile Restitution Fund	\$679.68	\$0.00	\$0.00	\$679.68
0360	JP #1 Technology	\$158,107.94	\$0.00	\$0.00	\$158,107.94
0370	JP #2 Technology	\$53,878.44	\$0.00	\$0.00	\$53,878.44
0380	JP #3 Technology	\$82,233.26	\$0.00	\$0.00	\$82,233.26
0390	JP #4 Technology	\$104,191.71	\$0.00	\$0.00	\$104,191.71
0400	Courthouse Security	\$55,230.53	\$0.00	\$0.00	\$55,230.53
0410	Justice Court Security	\$86,629.32	\$0.00	\$0.00	\$86,629.32
0420	Custodial Funds	\$43,938.92	\$0.00	\$0.00	\$43,938.92
0450	Co Clerk Records Preservation	\$371,711.84	\$211,565.83	\$0.00	\$583,277.67
0460	Dist Clerk Records Preservation	\$81,901.45	\$0.00	\$0.00	\$81,901.45
0470	Cty & Dst Clerk Technology Fund	\$12,737.76	\$0.00	\$0.00	\$12,737.76
0480	City & Dst Clerk Technology Fund	\$265,446.69	\$0.00	\$0.00	\$265,446.69
0490	Court Records Preservation Fund	\$147,201.75	\$0.00	\$0.00	\$147,201.75
0500	Pecan Valley MHMR	\$4,246.87	\$0.00	\$0.00	\$4,246.87
0530	Capital Murder Fund	\$328,310.26	\$899,063.64	\$0.00	\$1,227,373.90
0550	Indigent Health Care	\$497,105.60	\$1,555,531.05	\$ 446,189.94	\$2,498,826.59
0590	Unclaimed Money	\$27,184.07	\$0.00	\$0.00	\$27,184.07
0600	Right of Way Fund	\$130,547.27	\$518,016.94	\$ 520,554.93	\$1,169,119.14
0720	Courthouse Restoration	\$100,000.00	\$0.00	\$0.00	\$100,000.00
0750	Equipment Purchase	\$78,716.09	\$0.00	\$0.00	\$78,716.09
0800	LEC Interest & Sinking	\$942,686.27	\$0.00	\$0.00	\$942,686.27
0850	Equipment Int. & Sinking Fund	\$307,324.79	\$53,784.75	\$0.00	\$361,109.54
0880	Criminal State Fees Fund	\$416,401.31	\$0.00	\$0.00	\$416,401.31
0890	Historical Commission	\$29,354.54	\$0.00	\$0.00	\$29,354.54
0970	Fee Officers Fund	(\$322,895.34)	\$0.00	\$0.00	(\$322,895.34)

1.
51
52
53
54
55
56
57
58
59
60
61
62
63
64
65
66
67
68
69
70
71
72
73
74
75
76
77
78
79
80
81
82
83
84
85
86
87
88
89
90
91
92
93
94
95
96
97
98
99
100

FUND	ACCOUNT NAME	CHECKING	POOLS FUNDS	INVESTMENTS	FUND TOTAL
1020	Pre-Trial Bond Supervision	\$192,184.05	\$0.00	\$0.00	\$192,184.05
1110	Special Crimes Ops	\$106,949.63	\$0.00	\$0.00	\$106,949.63
3150	DA Hot Check Fees	\$8,268.47	\$0.00	\$0.00	\$8,268.47
7012	Jail C1 Construction	\$668,584.35	\$50.44	\$0.00	\$668,634.79
7061	Burleson Sub CH Elevator	\$500,818.13	\$0.00	\$0.00	\$500,818.13
7050	Software Projects	\$128,988.70	\$0.00	\$0.00	\$128,988.70
8300	Edward Byrne (JAG) Local Solicitation	\$0.00	\$0.00	\$0.00	\$0.00
8400	Ed Byrne Memorial JAG Grant FY 10	\$5,845.88	\$0.00	\$0.00	\$5,845.88
9020	Juvenile Operations	\$0.00	\$0.00	\$0.00	\$0.00
9220	Community Supervision	\$0.00	\$0.00	\$0.00	\$0.00
9350	TCEQ LIP Grant	\$0.00	\$0.00	\$0.00	\$0.00
9380	Indigent Defense Formula Grant	\$54,506.62	\$0.00	\$0.00	\$54,506.62
9390	Indigent Defense Improvement Grant	\$0.00	\$0.00	\$0.00	\$0.00
9450	TCEQ Aircheck	\$0.00	\$0.00	\$0.00	\$0.00
9460	TCEQ LEPC Grant	\$7,053.78	\$0.00	\$0.00	\$7,053.78
Grand Total		\$17,753,745.72	\$19,935,155.56	\$ 19,109,148.90	\$56,798,050.18

First Financial Bank / Pledged Collateral:	Orig Face Value	Par Value	Book Value	Market Value
as of County	\$45,950,000.00	\$43,282,378.67	\$44,508,402.62	\$44,699,143.86
30-Jun-18 Tax Office	\$2,470,000.00	\$2,470,000.00	\$2,473,657.83	\$2,514,242.75
Totals	\$48,420,000.00	\$45,752,378.67	\$46,982,060.45	\$47,213,386.61

LOCAL GOVERNMENT CODE: 134.026
COUNTY TREASURER'S REPORT TO COMMISSIONERS COURT AT REGULAR TERM.

- (a) At least once a month at a regular term of the commissioners court, the county treasurer shall make a detailed report of:
- (1) money received and disbursed;
 - (2) debts due to and owed by the county; and
 - (3) all other proceedings in the treasurer's office.



I certify the information in this report is true and correct to the best of my knowledge.

Kathy M. Blackwell

Kathy M. Blackwell
Johnson County Treasurer

7/16/18

Date

COUNTY TREASURER'S REPORT
IN THE MATTER OF COUNTY FINANCES
IN THE HANDS OF KATHY BLACKWELL
TREASURER OF JOHNSON COUNTY, TEXAS

COMMISSIONERS COURT
JOHNSON COUNTY, TEXAS
IN REGULAR SESSION
JULY TERM 2018

IN ACCORDANCE with Section 114.026, Local Government Code, we the undersigned, constituting the entire Commissioners Court of said County, certify that on the 23 day of July, 2018, at the Regular term of Court, we compared and examined the monthly report of Kathy Blackwell, Treasurer of Johnson County, for JUNE 2018, and finding the same correct, entered an order in the Minutes approving said Report, which states total cash and other assets on hand as \$56,798,050.18


Roger Harmon, County Judge



Rick Bailey, Commissioner, Pct 1



Kenhy Howell, Commissioner Pct. 2


Jerry D. Stringer, Commissioner, Pct. 3


Larry Woolley, Commissioner Pct. 4

SWORN TO AND SUBSCRIBED BEFORE ME, by Roger Harmon, County Judge and County Commissioners of said Johnson County, each respectively, on this the 23 day of July, A.D. 2018


Becky Ivey, County Clerk and
Clerk of the Commissioners Court in and for
Johnson County, Texas.



FILED FOR RECORD THIS _____ DAY OF _____ A.D., 2018 and recorded in _____ minutes of the Court for the term in which the affidavits are filed on the _____ day of _____, A.D. 2018

Attest: Becky Ivey, County Clerk

Appendix A
Current Bond Holdings
First Financial Trust

TYPE	RATE	MATURITY DATE	FACE VALUE	MARKET VALUE	BANK
C + CE	1.700	11/21/18	\$ 249,000.00	\$248,628.99	Banco Popular
C + CE	1.550	11/26/18	\$ 238,000.00	\$237,500.20	First Bank
C + CE	1.760	12/7/18	\$ 249,000.00	\$249,000.00	T Bank
C + CE	1.860	12/26/18	\$ 249,000.00	\$249,000.00	The First National Bank of McGregor
C + CE	1.800	1/2/2019	\$ 249,000.00	\$248,566.74	State Bank & Trust Pinehurst
FSG FUND			\$ 294,289.87	\$ 294,289.87	
				\$1,526,985.80	
Corp Sec	1.300%	7/30/18	\$ 249,000.00	\$248,875.50	Community Bank
Corp Sec	1.450%	11/20/2018	\$ 249,000.00	\$248,409.87	Community First Bank
Corp Sec	1.400%	11/29/18	\$ 100,000.00	\$99,721.00	Woori America Bank
Corp Sec	1.450%	11/30/18	\$ 249,000.00	\$248,352.60	Ponce De Leon
				\$845,358.97	
Gov Agcy	2.375%	6/30/18	\$ 500,000.00	\$ 500,000.00	US Treasury
Gov Agcy	1.500%	8/31/18	\$ 500,000.00	\$ 499,660.00	US Treasury
Gov Agcy	1.250%	10/31/18	\$ 500,000.00	\$ 498,710.00	US Treasury
Gov Agcy	1.500%	1/31/19	\$ 550,000.00	\$ 547,701.00	US Treasury
Gov Agcy	1.500%	3/31/19	\$ 550,000.00	\$ 546,865.00	US Treasury
Gov Agcy	1.500%	5/31/19	\$ 500,000.00	\$ 496,230.00	US Treasury
Gov Agcy	1.625%	7/31/19	\$ 500,000.00	\$ 495,900.00	US Treasury
Gov Agcy	1.750%	9/12/19	\$ 500,000.00	\$ 495,955.00	Fannie Mae
Gov Agcy	1.500%	10/31/19	\$ 1,000,000.00	\$ 987,580.00	US Treasury
Gov Agcy	1.500%	01/17/20	\$ 500,000.00	\$ 492,145.00	Federal Home Loan Mortgage Corp
Gov Agcy	1.625%	3/15/20	\$ 300,000.00	\$ 295,548.00	US Treasury
Gov Agcy	1.875	12/15/2020	\$ 250,000.00	\$ 245,800.00	US Treasury
				\$ 6,102,094.00	
Total of all FFB Securities				\$ 8,474,438.77	

R

Appendix B
Certificates of Deposit

Fund	CUSIP #	Source	Face Value	Market Value	Interest Rate	Matures	Bank
CD0100	XXXXXXU24	General Fund	\$ 250,000.00	\$ 250,000.00	1.40%	7/25/2018	Capital One Bk USA Natl Assn Glen Allen VA
CD0100	XXXXXXV83	General Fund	\$ 250,000.00	\$ 250,000.00	1.40%	7/26/2018	Ally Bk Midvale Utah
CD0100	XXXXXEJ1	General Fund	\$ 250,000.00	\$ 250,000.00	1.40%	8/1/2018	Wells Fargo
CD0100	XXXXTDD1	General Fund	\$ 250,000.00	\$ 250,000.00	1.30%	9/19/2018	Franklin Synergy Bank
CD0100	XXXXPPK3	General Fund	\$ 250,000.00	\$ 250,000.00	1.80%	2/9/2019	Commercial Bank
CD0100	XXXXKAQ9	General Fund	\$ 250,000.00	\$ 250,000.00	1.90%	2/12/2019	Infinity
CD0100	XXXXNAS4	General Fund	\$ 250,000.00	\$ 250,000.00	1.75%	2/14/2019	Nationwide Bank
CD0100	XXXXQ2G7	General Fund	\$ 250,000.00	\$ 250,000.00	1.80%	2/14/2019	Safra National Bank of New York
CD0100	XXXXSGB1	General Fund	\$ 250,000.00	\$ 250,000.00	1.85%	2/22/2019	Pinnacle Bank
CD0100	XXXXXCL7	General Fund	\$ 250,000.00	\$ 250,000.00	1.45%	3/29/2019	Isabella Bank
CD0100	XXXXXQU3	General Fund	\$ 250,000.00	\$ 250,000.00	1.55%	4/5/2019	Peoples United Bank
CD0100	XXXXMYJ4	General Fund	\$ 250,000.00	\$ 250,000.00	1.70%	8/26/2019	Morgan Stanley Bank, National Association
CD0100	XXXXSXY7	General Fund	\$ 250,000.00	\$ 250,000.00	1.60%	10/15/2019	KeyBank National Association
CD0100	XXXXBAH9	General Fund	\$ 250,000.00	\$ 250,000.00	1.60%	1/24/2020	Citizens Community Federal
CD0100	XXXX9EQ8	General Fund	\$ 250,000.00	\$ 250,000.00	2.20%	2/10/2020	Bank United, National Association
CD0100	XXXXACV5	General Fund	\$ 250,000.00	\$ 250,000.00	2.25%	2/21/2020	CrossFirst Bank
CD0100	XXXX9AL4	General Fund	\$ 250,000.00	\$ 250,000.00	2.20%	2/24/2020	Empire State Bank
CD0100	XXXXXEAG4	General Fund	\$ 250,000.00	\$ 250,000.00	1.65%	3/31/2020	Covenant Bank
CD0100	XXXXPBN0	General Fund	\$ 250,000.00	\$ 250,000.00	1.70%	4/13/2020	East Boston Savings Bank
CD0100	XXXX5BA0	General Fund	\$ 245,000.00	\$ 245,000.00	2.65%	5/29/2020	WELCH STATE BANK
CD0100	XXXXRGC9	General Fund	\$ 250,000.00	\$ 250,000.00	1.90%	6/8/2020	Capital One, National Association
CD0100	XXXX1WE2	General Fund	\$ 245,000.00	\$ 245,000.00	2.80%	6/29/2020	Bar Harbor Bank & Trust
CD0100	XXXXMAV0	General Fund	\$ 245,000.00	\$ 245,000.00	2.70%	7/13/2020	First Financial Northwest
CD0100	XXXXPNE3	General Fund	\$ 250,000.00	\$ 250,000.00	1.90%	8/24/2020	Goldman Sachs Bank USA
CD0100	XXXX3BC9	General Fund	\$ 250,000.00	\$ 250,000.00	1.90%	9/1/2020	Discover Bank
CD0100	XXXXABH2	General Fund	\$ 185,000.00	\$ 185,000.00	2.55%	10/20/2020	Black Ridge Bank
CD0100	XXXXAKX1	General Fund	\$ 250,000.00	\$ 250,000.00	2.00%	10/27/2020	BMW Bank of North America
CD0100	XXXXLAW0	General Fund	\$ 250,000.00	\$ 250,000.00	2.00%	10/30/2020	First Technology Federal Credit Union
CD0100	XXXX8BJ9	General Fund	\$ 245,000.00	\$ 245,000.00	2.85%	12/29/2020	First National Bank
CD0100	XXXXACF3	General Fund	\$ 250,000.00	\$ 250,000.00	2.35%	2/16/2021	Northfield Bank
CD0100	XXXXQEX4	General Fund	\$ 250,000.00	\$ 250,000.00	2.40%	2/22/2021	Pacific Premier Bank
CD0100	XXXX2QH77	General Fund	\$ 245,000.00	\$ 245,000.00	2.70%	3/29/2021	CITIBANK NA
CD0100	XXXXRCD4	General Fund	\$ 245,000.00	\$ 245,000.00	2.90%	4/15/2021	Abby Bank
CD0100	XXXX2BJ2	General Fund	\$ 240,000.00	\$ 240,000.00	2.60%	4/19/2021	Southwest National Bank
CD0100	XXXXQAZ4	General Fund	\$ 245,000.00	\$ 245,000.00	2.50%	4/20/2021	Citizens Savings Bank

CD0100	XXXXXMBD7	General Fund	\$	245,000.00	\$	245,000.00	2.80%	5/21/2021	Community First Bank
CD0100	XXXXX7KC8	General Fund	\$	245,000.00	\$	245,000.00	3.00%	5/28/2021	WEBB BANK
CD0100	XXXXXJCP3	General Fund	\$	245,000.00	\$	245,000.00	2.85%	6/1/2021	UBS BANK USA
CD0100	XXXXXAAJ1	General Fund	\$	245,000.00	\$	245,000.00	3.00%	6/14/2021	American Express National Bank
CD0100	XXXXXACH6	General Fund	\$	<u>245,000.00</u>	\$	<u>245,000.00</u>	3.00%	6/15/2021	Connect One Bank
			\$	9,865,000.00					
CD0550	XXXXXNFB7	Indigent Health	\$	250,000.00	\$	250,000.00	1.80%	3/13/2019	Prime Alliance Bank
CD0550	XXXXXPCT4	Indigent Health	\$	250,000.00	\$	250,000.00	2.20%	2/26/2020	Belmont Bank & Trust Company
CD0550	XXXXXRBX7	Indigent Health	\$	<u>249,000.00</u>	\$	<u>249,000.00</u>	2.45%	9/8/2020	Tennessee State Bank
			\$	749,000.00					
US Treas	XXXXX0S44	General Fund	\$	<u>315,000.00</u>			2.87%	4/12/2021	FAMCA
			\$	315,000.00					