

JOHNSON COUNTY COMMISSIONERS COURT

Filed For Record 11:29 AM



NOV 26 2018

Becky Ivey
County Clerk, Johnson County Texas
BY MM DEPUTY
JERRY D. STRINGER
Commissioner Pct. #3
LARRY WOOLLEY
Commissioner Pct. #4

RICK BAILEY
Commissioner Pct. #1

ROGER HARMON
County Judge

KENNY HOWELL
Commissioner Pct. #2

Carla Hester
Assistant to Commissioner's Court

ORDER NO. 2018-27

THE STATE OF TEXAS

§
§
§

NOVEMBER 26, 2018

COUNTY OF JOHNSON

ORDER APPROVING THE JOHNSON COUNTY TREASURER'S REPORT

WHEREAS, *Section 114.026* of the Local Government Code requires a Treasurer's Report be submitted at least once a month to the Commissioners Court at a regular term; and

WHEREAS, the Johnson County Commissioners Court has compared and examined the Treasurer's Report submitted for approval on November 26, 2018 which is attached hereto as Exhibit A and has determined that the Treasurer's Report is correct.

IT IS THEREFORE ORDERED, that the Johnson County Treasurer's Report which is attached hereto as Exhibit A is approved as presented by the Johnson County Treasurer to the Commissioners Court of Johnson County, Texas and this Order Approving the Johnson County Treasurer's Report and attached Exhibit A are to be entered into the Minutes.

COPY NOT COMPARED
TO ORIGINAL

Filed For Record

NOV 28 1968


DEPUTY
BY _____
County Clerk Johnson County Texas

TO ORIGINAL
COPY NOT COMPARED

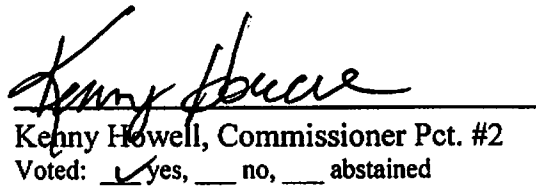
GIVEN UNDER OUR HAND AND THE SEAL OF JOHNSON COUNTY THIS,
26TH day of NOVEMBER, 2018.




Roger Harmon, Johnson County Judge
Voted: yes, ___ no, ___ abstained



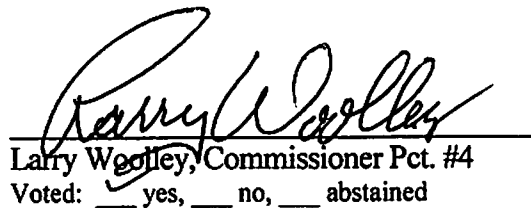
Rick Bailey, Commissioner Pct. #1
Voted: yes, ___ no, ___ abstained




Kenny Howell, Commissioner Pct. #2
Voted: yes, ___ no, ___ abstained



Jerry D. Stringer, Commissioner Pct. #3
Voted: yes, ___ no, ___ abstained



Larry Woolley, Commissioner Pct. #4
Voted: ___ yes, ___ no, ___ abstained

Attest: 
Becky Ivey, County Clerk





Treasurers Financial Report

Kathy M. Blackwell

County Treasurer & Chief Investment Officer

October 2018



CASH & INVESTMENTS

First Financial Bank Accounts

| Account Number | Account Title | Beginning Balance | Deposits | Disbursements | Ending Balance | |
|----------------|---------------|----------------------------------|----------------|----------------|-----------------|--------------|
| XX-X619-8 | General Fund | \$9,370,485.71 | \$9,371,614.28 | \$8,114,305.25 | \$10,627,794.74 | |
| CCC | XX-X654-5 | Treasurer Clearing Account (CCC) | \$320,803.24 | \$369,201.08 | \$329,141.92 | \$360,862.40 |
| Total Checking | | \$9,691,288.95 | \$9,740,815.36 | \$8,443,447.17 | \$10,988,657.14 | |

Cash Balance by Fund

| Fund | Account Title | Beginning Balance | Receipts | Disbursements | Ending Balance |
|------|-------------------------------------|-------------------|----------------|----------------|----------------|
| 0100 | General Fund | \$683,189.18 | \$6,552,032.81 | \$6,112,496.77 | \$1,122,725.22 |
| 0140 | Law Library | \$148,345.76 | \$13,044.20 | \$8,492.83 | \$152,897.13 |
| 0150 | Road & Bridge #1 | \$363,814.14 | \$98,734.23 | \$221,927.87 | \$240,620.50 |
| 0160 | Road & Bridge #2 | \$98,530.96 | \$90,743.67 | \$108,624.19 | \$80,650.44 |
| 0170 | Road & Bridge #3 | \$43,365.21 | \$248,380.50 | \$153,163.04 | \$138,582.67 |
| 0180 | Road & Bridge #4 | \$260,979.18 | \$104,711.19 | \$159,718.97 | \$205,971.40 |
| 0200 | County Projects | \$56,653.67 | \$104.54 | \$0.00 | \$56,758.21 |
| 0210 | Records Mgt - Co Clerk | \$1,227,477.27 | \$33,773.77 | \$12,668.87 | \$1,248,582.17 |
| 0220 | Records Mgt - County | \$449,358.87 | \$5,153.14 | \$7,393.56 | \$447,118.45 |
| 0225 | Vital Statistics Preservation | \$123,604.54 | \$797.08 | \$0.00 | \$124,401.62 |
| 0240 | Election Services Contracts | \$345,453.51 | \$2,038.51 | \$55.12 | \$347,436.90 |
| 0250 | STOP Federal Forfeitures | \$4,516.08 | \$8.33 | \$0.00 | \$4,524.41 |
| 0260 | DA Forfeiture Funds | \$114,622.00 | \$1,988.57 | \$7,642.00 | \$108,968.57 |
| 0270 | JOCO Seizure Funds | \$8,116.77 | \$14.98 | \$0.00 | \$8,131.75 |
| 0280 | Sheriff Forfeiture Fund | \$209.06 | \$0.39 | \$0.00 | \$209.45 |
| 0300 | Special Crimes Ops | \$259,801.52 | \$783.40 | \$0.00 | \$260,584.92 |
| 0320 | Special Crimes Seizures | \$188,968.15 | \$5,781.65 | \$0.00 | \$194,749.80 |
| 0330 | JJAEP | \$80,409.84 | \$150,400.67 | \$24,931.08 | \$205,879.43 |
| 0340 | Juvenile Case Manager Fund | \$107,502.37 | \$3,584.90 | \$3,980.08 | \$107,107.19 |
| 0350 | Juvenile Probation Fees | \$39,356.05 | \$626.30 | \$0.00 | \$39,982.35 |
| 0355 | Unclaimed Juvenile Restitution Fund | \$682.99 | \$1.26 | \$0.00 | \$684.25 |
| 0360 | JP #1 Technology | \$162,003.76 | \$1,283.79 | \$0.00 | \$163,287.55 |
| 0370 | JP #2 Technology | \$55,288.35 | \$472.12 | \$0.00 | \$55,760.47 |
| 0380 | JP #3 Technology | \$85,170.65 | \$1,105.98 | \$0.00 | \$86,276.63 |
| 0390 | JP #4 Technology | \$100,863.34 | \$556.00 | \$0.00 | \$101,419.34 |
| 0400 | Courthouse Security | \$72,371.72 | \$7,687.50 | \$1,535.32 | \$78,523.90 |
| 0410 | Justice Court Security | \$89,134.41 | \$832.78 | \$0.00 | \$89,967.19 |
| 0420 | Custodial Funds | \$43,920.05 | \$1,378.71 | \$1,675.76 | \$43,623.00 |
| 0450 | Co Clerk Records Preservation | \$467,670.92 | \$32,392.98 | \$0.00 | \$500,063.90 |
| 0460 | Dist Clerk Records Preservation | \$85,961.06 | \$1,450.31 | \$0.00 | \$87,411.37 |
| 0470 | Cty & Dst Clerk Technology Fund | \$14,021.83 | \$426.36 | \$0.00 | \$14,448.19 |
| 0480 | Court Records Preservation Fund | \$275,956.11 | \$4,658.19 | \$0.00 | \$280,614.30 |
| 0490 | Dst Crt Records Technology Fund | \$155,980.31 | \$3,075.36 | \$0.00 | \$159,055.67 |
| 0500 | Pecan Valley MHMR | \$5,541.87 | \$434.33 | \$0.00 | \$5,976.20 |
| 0530 | Capital Murder Fund | \$0.00 | \$0.00 | \$0.00 | \$0.00 |
| 0550 | Indigent Health Care | \$129,110.97 | \$28,036.01 | \$76,145.80 | \$81,001.18 |
| 0590 | Unclaimed Money | \$30,578.74 | \$0.00 | \$0.00 | \$30,578.74 |
| 0600 | Right of Way Fund | \$1,066.89 | \$1,231.55 | \$0.00 | \$2,298.44 |
| 0720 | Courthouse Restoration | \$0.00 | \$0.00 | \$0.00 | \$0.00 |
| 0750 | Equipment Purchase | \$60,649.84 | \$881,840.00 | \$46,693.58 | \$895,796.26 |
| 0800 | LEC Interest & Sinking | \$583,064.14 | \$58,778.85 | \$0.00 | \$641,842.99 |
| 0850 | Equipment Int. & Sinking Fund | \$314,330.90 | \$3,861.59 | \$0.00 | \$318,192.49 |
| 0880 | Criminal State Fees Fund | \$391,019.06 | \$140,969.19 | \$389,191.16 | \$142,797.09 |
| 0890 | Historical Commission | \$29,309.78 | \$10,072.54 | \$32.43 | \$39,349.89 |
| 0970 | Fee Officers Fund | (\$313,513.23) | \$624,946.69 | \$655,765.81 | (\$344,332.35) |
| 1020 | Pre-Trial Bond Supervision | \$193,621.81 | \$15,134.07 | \$10,395.91 | \$198,359.97 |

| | | | | | |
|---------------------------|------------------------------------|-----------------------|-----------------------|-----------------------|------------------------|
| 1110 | Special Crimes Ops | \$124,323.12 | \$136,228.75 | \$7,778.70 | \$252,773.17 |
| 3150 | DA Hot Check Fees | \$8,418.47 | \$75.00 | \$0.00 | \$8,493.47 |
| 7012 | Jail C1 Construction | \$611,816.31 | \$1,128.97 | \$0.00 | \$612,945.28 |
| 7013 | Jail C2 & C3 Construction | \$59,015.07 | \$108.90 | \$0.00 | \$59,123.97 |
| 7050 | Construction Projects | \$128,968.27 | \$237.98 | \$0.00 | \$129,206.25 |
| 7060 | Software Project | \$140,510.31 | \$259.28 | \$0.00 | \$140,769.59 |
| 7061 | Burleson Sub CH Elevator | \$503,261.62 | \$928.66 | \$0.00 | \$504,190.28 |
| 8300 | HAVA Grant | \$0.00 | \$0.00 | \$0.00 | \$0.00 |
| 8400 | Cities Readiness Grant | \$24,537.29 | \$21,949.87 | \$3,604.40 | \$42,882.76 |
| 8710 | Live Scan Grant | \$0.00 | \$500.00 | \$500.00 | \$0.00 |
| 9020 | Juvenile Operations | \$0.00 | \$0.00 | \$0.00 | \$0.00 |
| 9220 | Community Supervision | \$0.00 | \$0.00 | \$0.00 | \$0.00 |
| 9250 | Rifle Resistant Body Armor Grant | \$49,946.00 | \$49,946.00 | \$99,892.00 | \$0.00 |
| 9350 | TCEQ LIP Grant | \$0.00 | \$0.00 | \$0.00 | \$0.00 |
| 9380 | Indigent Defense Formula Grant | \$81,608.85 | \$26,921.88 | \$0.00 | \$108,530.73 |
| 9390 | Indigent Defense Improvement Grant | \$0.00 | \$0.00 | \$0.00 | \$0.00 |
| 9450 | TCEQ Aircheck | \$0.00 | \$0.00 | \$0.00 | \$0.00 |
| 9460 | TCEQ LEPC Grant | \$0.00 | \$0.00 | \$0.00 | \$0.00 |
| Total General Fund | | \$9,370,485.71 | \$9,371,614.28 | \$8,114,305.25 | \$10,627,794.74 |

FFB Trust and Asset Management Account Detail

| Fund | Account Number | Account Title | % of Total | Interest Earned | Cash Equivalents | Govt/Agencies Bonds |
|-----------------------------|----------------|-----------------------------|--------------|--------------------|----------------------|------------------------|
| B0100 | | General Fund | 72.72727273% | \$12,615.61 | \$ 410,547.04 | \$ 3,784,776.56 |
| B0150 | | Road & Bridge #1 | 4.54545455% | \$788.48 | \$ 25,659.19 | \$ 236,548.54 |
| B0160 | | Road & Bridge #2 | 0.90909091% | \$157.70 | \$ 5,131.84 | \$ 47,309.71 |
| B0170 | | Road & Bridge #3 | 2.72727273% | \$473.09 | \$ 15,395.51 | \$ 141,929.12 |
| B0180 | | Road & Bridge #4 | 3.63636364% | \$630.78 | \$ 20,527.35 | \$ 189,238.83 |
| B0210 | | Records Management - Clerk | 2.72727273% | \$473.09 | \$ 15,395.51 | \$ 141,929.12 |
| B0220 | | Records Management - County | 0.90909091% | \$157.70 | \$ 5,131.84 | \$ 47,309.71 |
| B0550 | | Indigent Health | 5.45454545% | \$946.17 | \$ 30,791.03 | \$ 283,858.24 |
| B0600 | | Right of Way | 6.36363636% | \$1,103.87 | \$ 35,922.87 | \$ 331,167.95 |
| | | | | \$17,346.49 | \$ 564,502.18 | \$ 5,204,067.78 |
| Total Cash and Bonds | | | | | \$ | \$ 5,768,569.96 |

TexasClass Detail

| Fund | Account Number | Account Title | Beginning Balance | Deposits | Withdrawals | Ending Balance |
|--------------------------|-----------------|--------------------------------|------------------------|--------------------|-----------------------|------------------------|
| TC0001 | XXXXX-0263-0001 | General Fund (0100) | \$9,294,346.16 | \$14,238.95 | \$4,000,000.00 | \$5,308,585.11 |
| TC0002 | XXXXX-0263-0002 | Road & Bridge #1 (0150) | \$742,491.87 | \$1,478.38 | \$0.00 | \$743,970.25 |
| TC0003 | XXXXX-0263-0003 | Road & Bridge #2 (0160) | \$1,572,623.42 | \$3,131.32 | \$0.00 | \$1,575,754.74 |
| TC0004 | XXXXX-0263-0004 | Road & Bridge #3 (0170) | \$678,486.87 | \$1,137.90 | \$150,000.00 | \$529,624.77 |
| TC0005 | XXXXX-0263-0005 | Road & Bridge #4 (0180) | \$1,250,196.56 | \$2,489.31 | \$0.00 | \$1,252,685.87 |
| TC0007 | XXXXX-0263-0007 | Indigent Healthcare (0550) | \$1,564,360.32 | \$3,114.84 | \$0.00 | \$1,567,475.16 |
| TC0008 | XXXXX-0263-0008 | Right of Way (0600) | \$159,838.19 | \$318.26 | \$0.00 | \$160,156.45 |
| TC0009 | XXXXX-0263-0009 | Jail C5 Construction (7010) | \$0.00 | \$0.00 | \$0.00 | \$0.00 |
| TC0010 | XXXXX-0263-0010 | CC Records Preservation (0450) | \$212,766.67 | \$423.64 | \$0.00 | \$213,190.31 |
| TC0011 | XXXXX-0283-0011 | Jail C1 Construction (7012) | \$0.00 | \$0.00 | \$0.00 | \$0.00 |
| TC0012 | XXXXX-0263-0012 | Capital Murder (0530) | \$741,946.35 | \$1,477.32 | \$0.00 | \$743,423.67 |
| TC0013 | XXXXX-0263-0013 | Software Projects (7060) | \$0.00 | \$0.00 | \$0.00 | \$0.00 |
| TC0014 | XXXXX-0263-0014 | Equipment I&S (0850) | \$54,090.01 | \$107.73 | \$0.00 | \$54,197.74 |
| Total Texas CLASS | | | \$16,271,146.42 | \$27,917.65 | \$4,150,000.00 | \$12,149,064.07 |

See Appendix A for details

Certificates of Deposit

| Fund | Account Title | Face Value |
|---------|-----------------|------------------------|
| CD0100 | General Fund | \$11,070,000.00 |
| CD0530 | Capital Murder | \$490,000.00 |
| CD0550 | Indigent Health | \$ 749,000.00 |
| CD0600 | Right of Way | \$ 490,000.00 |
| US Tres | General Fund | \$ 815,000.00 |
| | | \$13,614,000.00 |

Outstanding Indebtedness

| Description | | Outstanding Amount | Next Payment Amount | Next Payment Due |
|---|-------------------|--------------------|---------------------|------------------|
| Johnson County GO Refunding Bonds Series 2017 | Guinn Building | \$6,315,000.00 | | \$2,132,727.65 |
| Johnson County Tax Notes -Series 2013 | Software Project | \$2,605,000.00 | | \$22,249.50 |
| Johnson County CO Series 2015 | Jail Construction | \$ 20,605,000.00 | | \$951,356.85 |

Combined Statement of Cash Position

| FUND | ACCOUNT NAME | FUND TOTAL | POOL FUNDS | INVESTMENTS | FUND TOTAL |
|------|-------------------------------------|----------------|----------------|------------------|-----------------|
| 0100 | General Fund | \$1,122,725.22 | \$5,308,585.11 | \$ 15,669,776.56 | \$22,101,086.89 |
| 0140 | Law Library | \$152,897.13 | \$0.00 | \$0.00 | \$152,897.13 |
| 0150 | Road & Bridge #1 | \$240,620.50 | \$743,970.25 | \$ 236,548.54 | \$1,221,139.29 |
| 0160 | Road & Bridge #2 | \$80,650.44 | \$1,575,754.74 | \$ 47,309.71 | \$1,703,714.89 |
| 0170 | Road & Bridge #3 | \$138,582.67 | \$529,624.77 | \$141,929.12 | \$810,136.56 |
| 0180 | Road & Bridge #4 | \$205,971.40 | \$1,252,685.87 | \$ 189,238.83 | \$1,647,896.10 |
| 0200 | County Projects | \$56,758.21 | \$0.00 | \$0.00 | \$56,758.21 |
| 0210 | Records Mgt - Co Clerk | \$1,248,582.17 | \$0.00 | \$ 141,929.12 | \$1,390,511.29 |
| 0220 | Records Mgt - County | \$447,118.45 | \$0.00 | \$ 47,309.71 | \$494,428.16 |
| 0225 | Vital Statistics Preservation | \$124,401.62 | \$0.00 | \$0.00 | \$124,401.62 |
| 0240 | Election Services Contracts | \$347,436.90 | \$0.00 | \$0.00 | \$347,436.90 |
| 0250 | STOP Federal Forfeitures | \$4,524.41 | \$0.00 | \$0.00 | \$4,524.41 |
| 0260 | DA Forfeiture Funds | \$108,968.57 | \$0.00 | \$0.00 | \$108,968.57 |
| 0270 | JOCO Seizure Funds | \$8,131.75 | \$0.00 | \$0.00 | \$8,131.75 |
| 0280 | Sheriff Forfeiture Fund | \$209.45 | \$0.00 | \$0.00 | \$209.45 |
| 0300 | Special Crimes Ops | \$260,584.92 | \$0.00 | \$0.00 | \$260,584.92 |
| 0320 | Special Crimes Seizures | \$194,749.80 | \$0.00 | \$0.00 | \$194,749.80 |
| 0330 | JJAEP | \$205,879.43 | \$0.00 | \$0.00 | \$205,879.43 |
| 0340 | Juvenile Case Manager Fund | \$107,107.19 | \$0.00 | \$0.00 | \$107,107.19 |
| 0350 | Juvenile Probation Fees | \$39,982.35 | \$0.00 | \$0.00 | \$39,982.35 |
| 0355 | Unclaimed Juvenile Restitution Fund | \$684.25 | \$0.00 | \$0.00 | \$684.25 |
| 0360 | JP #1 Technology | \$163,287.55 | \$0.00 | \$0.00 | \$163,287.55 |
| 0370 | JP #2 Technology | \$55,760.47 | \$0.00 | \$0.00 | \$55,760.47 |
| 0380 | JP #3 Technology | \$86,276.63 | \$0.00 | \$0.00 | \$86,276.63 |
| 0390 | JP #4 Technology | \$101,419.34 | \$0.00 | \$0.00 | \$101,419.34 |
| 0400 | Courthouse Security | \$78,523.90 | \$0.00 | \$0.00 | \$78,523.90 |
| 0410 | Justice Court Security | \$89,967.19 | \$0.00 | \$0.00 | \$89,967.19 |
| 0420 | Custodial Funds | \$43,623.00 | \$0.00 | \$0.00 | \$43,623.00 |
| 0450 | Co Clerk Records Preservation | \$500,063.90 | \$213,190.31 | \$0.00 | \$713,254.21 |
| 0460 | Dist Clerk Records Preservation | \$87,411.37 | \$0.00 | \$0.00 | \$87,411.37 |
| 0470 | Cty & Dst Clerk Technology Fund | \$14,448.19 | \$0.00 | \$0.00 | \$14,448.19 |
| 0480 | City & Dst Clerk Technology Fund | \$280,614.30 | \$0.00 | \$0.00 | \$280,614.30 |
| 0490 | Court Records Preservation Fund | \$159,055.67 | \$0.00 | \$0.00 | \$159,055.67 |
| 0500 | Pecan Valley MHMR | \$5,976.20 | \$0.00 | \$0.00 | \$5,976.20 |
| 0530 | Capital Murder Fund | \$0.00 | \$743,423.67 | \$ 490,000.00 | \$1,233,423.67 |
| 0550 | Indigent Health Care | \$81,001.18 | \$1,567,475.16 | \$ 1,032,858.24 | \$2,681,334.58 |
| 0590 | Unclaimed Money | \$30,578.74 | \$0.00 | \$0.00 | \$30,578.74 |
| 0600 | Right of Way Fund | \$2,298.44 | \$160,156.45 | \$ 821,167.95 | \$983,622.84 |
| 0720 | Courthouse Restoration | \$0.00 | \$0.00 | \$0.00 | \$0.00 |
| 0750 | Equipment Purchase | \$895,796.26 | \$0.00 | \$0.00 | \$895,796.26 |
| 0800 | LEC Interest & Sinking | \$641,842.99 | \$0.00 | \$0.00 | \$641,842.99 |
| 0850 | Equipment Int. & Sinking Fund | \$318,192.49 | \$54,197.74 | \$0.00 | \$372,390.23 |
| 0880 | Criminal State Fees Fund | \$142,797.09 | \$0.00 | \$0.00 | \$142,797.09 |
| 0890 | Historical Commission | \$39,349.89 | \$0.00 | \$0.00 | \$39,349.89 |
| 0970 | Fee Officers Fund | (\$344,332.35) | \$0.00 | \$0.00 | (\$344,332.35) |
| FUND | ACCOUNT NAME | CHECKING | POOLS FUNDS | INVESTMENTS | FUND TOTAL |
| 1020 | Pre-Trial Bond Supervision | \$198,359.97 | \$0.00 | \$0.00 | \$198,359.97 |
| 1110 | Special Crimes Ops | \$252,773.17 | \$0.00 | \$0.00 | \$252,773.17 |
| 3150 | DA Hot Check Fees | \$8,493.47 | \$0.00 | \$0.00 | \$8,493.47 |
| 7012 | Jail C1 Construction | \$612,945.28 | \$0.00 | \$0.00 | \$612,945.28 |
| 7013 | Jail C2 & C3 Construction | \$59,123.97 | \$0.00 | \$0.00 | \$59,123.97 |
| 7050 | Construction Projects | \$129,206.25 | \$0.00 | \$0.00 | \$129,206.25 |

| | | | | | |
|--------------------|---------------------------------------|------------------------|------------------------|-----------|----------------------|
| 7060 | Software Projects | \$140,769.59 | \$0.00 | \$0.00 | \$140,769.59 |
| 7061 | Burleson Sub CH Elevator | \$504,190.28 | \$0.00 | \$0.00 | \$504,190.28 |
| 8300 | Edward Byrne (JAG) Local Solicitation | \$0.00 | \$0.00 | \$0.00 | \$0.00 |
| 8400 | Ed Byrne Memorial JAG Grant FY 10 | \$42,882.76 | \$0.00 | \$0.00 | \$42,882.76 |
| 9020 | Juvenile Operations | \$0.00 | \$0.00 | \$0.00 | \$0.00 |
| 9220 | Community Supervision | \$0.00 | \$0.00 | \$0.00 | \$0.00 |
| 9350 | TCEQ LIP Grant | \$0.00 | \$0.00 | \$0.00 | \$0.00 |
| 9380 | Indigent Defense Formula Grant | \$108,530.73 | \$0.00 | \$0.00 | \$108,530.73 |
| 9390 | Indigent Defense Improvement Grant | \$0.00 | \$0.00 | \$0.00 | \$0.00 |
| 9450 | TCEQ Aircheck | \$0.00 | \$0.00 | \$0.00 | \$0.00 |
| 9460 | TCEQ LEPC Grant | \$0.00 | \$0.00 | \$0.00 | \$0.00 |
| Grand Total | | \$10,627,794.74 | \$12,149,064.07 | \$ | 18,818,067.78 |

| First Financial Bank / Pledged Collateral: | | Orig Face Value | Par Value | Book Value | Market Value |
|--|------------|------------------------|------------------------|------------------------|------------------------|
| as of | County | \$36,860,000.00 | \$33,145,668.58 | \$34,174,914.48 | \$33,954,491.05 |
| 31-Oct-18 | Tax Office | \$2,470,000.00 | \$2,470,000.00 | \$2,471,612.34 | \$2,499,740.75 |
| Totals | | \$39,330,000.00 | \$35,615,668.58 | \$36,646,526.82 | \$36,454,231.80 |

LOCAL GOVERNMENT CODE: 134.026
COUNTY TREASURER'S REPORT TO COMMISSIONERS COURT AT REGULAR TERM.

(a) At least once a month at a regular term of the commissioners court, the county treasurer shall make a detailed report of:

- (1) money received and disbursed;
- (2) debts due to and owed by the county; and
- (3) all other proceedings in the treasurer's office.



I certify the information in this report is true and correct to the best of my knowledge.

Kathy M. Blackwell
 Kathy M. Blackwell
 Johnson County Treasurer


11/15/18
 Date

COUNTY TREASURER'S REPORT
IN THE MATTER OF COUNTY FINANCES
IN THE HANDS OF KATHY BLACKWELL
TREASURER OF JOHNSON COUNTY, TEXAS

COMMISSIONERS COURT
JOHNSON COUNTY, TEXAS
IN REGULAR SESSION
NOVEMBER TERM 2018

IN ACCORDANCE with Section 114.026, Local Government Code, we the undersigned, constituting the entire Commissioners Court of said County, certify that on the 26 day of November, 2018, at the Regular term of Court, we compared and examined the monthly report of Kathy Blackwell, Treasurer of Johnson County, for OCTOBER 2018, and finding the same correct, entered an order in the Minutes approving said Report, which states total cash and other assets on hand as \$41,594,926.59


Roger Harmon, County Judge



Rick Bailey, Commissioner, Pct 1



Kenny Howell, Commissioner Pct. 2


Jerry D. Stringer, Commissioner, Pct. 3


Larry Woolley, Commissioner Pct. 4

SWORN TO AND SUBSCRIBED BEFORE ME, by Roger Harmon, County Judge and County Commissioners of said Johnson County, each respectively, on this the 26 day of November, A.D. 2018


Becky Ivey, County Clerk and
Clerk of the Commissioners Court and for
Johnson County, Texas.



FILED FOR RECORD THIS _____ DAY OF _____ A.D., 2018 and recorded in the minutes of the Court for the term in which the affidavits are filed on the _____ day of _____, A.D. 2018

Attest: Becky Ivey, County Clerk

**Appendix A
Current Bond Holdings
First Financial Trust**

| TYPE | RATE | MATURITY DATE | FACE VALUE | MARKET VALUE | BANK |
|-------------------------------------|--------|---------------|-----------------|-----------------|----------------------------------|
| Cash & Cash Equivalent | | | | | |
| FSG FUND | | N/A | \$ 564,502.18 | \$ 564,502.18 | Financial Square Government Fund |
| CD | 1.700% | 11/21/2018 | \$ 249,000.00 | \$ 248,950.20 | Banco Popular NA |
| CD | 1.550% | 11/26/2018 | \$ 238,000.00 | \$ 237,921.46 | Firstbank |
| CD | 1.760% | 12/7/2018 | \$ 249,000.00 | \$ 249,000.00 | T Bank NA |
| CD | 1.860% | 12/26/2018 | \$ 249,000.00 | \$ 249,000.00 | Fist National Bank of McGregor |
| CD | 1.800% | 1/2/2019 | \$ 249,000.00 | \$ 248,855.58 | State Bank & Trust |
| | | | | \$ 1,798,229.42 | |
| Government/Agency Securities | | | | | |
| US Treas | 1.500% | 1/31/2019 | \$ 550,000.00 | \$ 548,894.50 | US Treasury Note |
| US Treas | 1.500% | 3/31/2019 | \$ 550,000.00 | \$ 547,849.50 | US Treasury Note |
| US Treas | 1.500% | 5/31/2019 | \$ 500,000.00 | \$ 496,975.00 | US Treasury Note |
| US Treas | 1.625% | 7/31/2019 | \$ 500,000.00 | \$ 496,310.00 | US Treasury Note |
| FNMA | 1.750% | 9/12/2019 | \$ 500,000.00 | \$ 495,900.00 | Fannie Mae |
| US Treas | 1.500% | 10/31/2019 | \$ 1,000,000.00 | \$ 987,930.00 | US Treasury Note |
| FHLMC | 1.500% | 1/17/2020 | \$ 500,000.00 | \$ 492,385.00 | Federal Home Loan Mortgage |
| US Treas | 1.625% | 3/15/2020 | \$ 300,000.00 | \$ 295,242.00 | US Treasury Note |
| US Treas | 1.875% | 12/15/2020 | \$ 250,000.00 | \$ 244,825.00 | US Treasury Note |
| | | | | \$ 4,606,311.00 | |
| Corporate Securities | | | | | |
| CO | 1.450% | 11/20/2018 | \$ 249,000.00 | \$ 248,922.81 | Community First Bank |
| CO | 1.400% | 11/29/2018 | \$ 100,000.00 | \$ 99,951.00 | Woori American Bank |
| CO | 1.450% | 11/30/2018 | \$ 249,000.00 | \$ 248,882.97 | Ponce De Leon |
| | | | | \$ 597,756.78 | |
| Total Market Value | | | | \$ 7,002,297.20 | |

Appendix B
Certificates of Deposit
Multibank Securities

| Fund | CUSIP # | Source | Face Value | Market Value | Interest Rate | Matures | Bank |
|--------|-----------|--------------|---------------|---------------|---------------|------------|---|
| CD0100 | XXXXXPK3 | General Fund | \$ 250,000.00 | \$ 250,000.00 | 1.80% | 2/8/2019 | Commercial Bank |
| CD0100 | XXXXXKAQ9 | General Fund | \$ 250,000.00 | \$ 250,000.00 | 1.90% | 2/12/2019 | Infinity Federal Credit Union |
| CD0100 | XXXXXNAS4 | General Fund | \$ 250,000.00 | \$ 250,000.00 | 1.75% | 2/14/2019 | Nationwide Bank |
| CD0100 | XXXXXQ2G7 | General Fund | \$ 250,000.00 | \$ 250,000.00 | 1.80% | 2/14/2019 | Safra National Bank of New York |
| CD0100 | XXXXXSGB1 | General Fund | \$ 250,000.00 | \$ 250,000.00 | 1.85% | 2/22/2019 | Pinnacle Bank |
| CD0100 | XXXXXXCL7 | General Fund | \$ 250,000.00 | \$ 250,000.00 | 1.45% | 3/29/2019 | Isabella Bank |
| CD0100 | XXXXXQU3 | General Fund | \$ 250,000.00 | \$ 250,000.00 | 1.55% | 4/5/2019 | Peoples United Bank |
| CD0100 | XXXXXMYJ4 | General Fund | \$ 250,000.00 | \$ 250,000.00 | 1.70% | 8/26/2019 | Morgan Stanley Bank, National Association |
| CD0100 | XXXXXSY7 | General Fund | \$ 250,000.00 | \$ 250,000.00 | 1.60% | 10/15/2019 | KeyBank National Association |
| CD0100 | XXXXXBAH9 | General Fund | \$ 250,000.00 | \$ 250,000.00 | 1.60% | 1/24/2020 | Citizens Community Federal |
| CD0100 | XXXXX9EQ8 | General Fund | \$ 250,000.00 | \$ 250,000.00 | 2.20% | 2/10/2020 | Bank United, National Association |
| CD0100 | XXXXXACV5 | General Fund | \$ 250,000.00 | \$ 250,000.00 | 2.25% | 2/21/2020 | CrossFirst Bank |
| CD0100 | XXXXX9AL4 | General Fund | \$ 250,000.00 | \$ 250,000.00 | 2.20% | 2/24/2020 | Empire State Bank |
| CD0100 | XXXXXEAG4 | General Fund | \$ 250,000.00 | \$ 250,000.00 | 1.65% | 3/31/2020 | Covenant Bank |
| CD0100 | XXXXXPBN0 | General Fund | \$ 250,000.00 | \$ 250,000.00 | 1.70% | 4/13/2020 | East Boston Savings Bank |
| CD0100 | XXXXXPJG1 | General Fund | \$ 245,000.00 | \$ 245,000.00 | 2.60% | 4/27/2020 | Investors Bank |
| CD0100 | XXXXX5BA0 | General Fund | \$ 245,000.00 | \$ 245,000.00 | 2.65% | 5/29/2020 | Welch State Bank |
| CD0100 | XXXXXRG9 | General Fund | \$ 250,000.00 | \$ 250,000.00 | 1.90% | 6/8/2020 | Capital One, National Association |
| CD0100 | XXXXX1WE2 | General Fund | \$ 245,000.00 | \$ 245,000.00 | 2.80% | 6/29/2020 | Bar Harbor Bank & Trust |
| CD0100 | XXXXXMAV0 | General Fund | \$ 245,000.00 | \$ 245,000.00 | 2.70% | 7/13/2020 | First Financial NW Inc. |
| CD0100 | XXXXXKAK4 | General Fund | \$ 245,000.00 | \$ 245,000.00 | 3.00% | 7/30/2021 | Bank of New England |
| CD0100 | XXXXXPNE3 | General Fund | \$ 250,000.00 | \$ 250,000.00 | 1.90% | 8/24/2020 | Goldman Sachs Bank USA |
| CD0100 | XXXXX3BC9 | General Fund | \$ 250,000.00 | \$ 250,000.00 | 1.90% | 9/1/2020 | Discover Bank |
| CD0100 | XXXXXABH2 | General Fund | \$ 185,000.00 | \$ 185,000.00 | 2.55% | 10/20/2020 | Black Ridge Bank |
| CD0100 | XXXXXAKX1 | General Fund | \$ 250,000.00 | \$ 250,000.00 | 2.00% | 10/27/2020 | BMW Bank of North America |
| CD0100 | XXXXXLAW0 | General Fund | \$ 250,000.00 | \$ 250,000.00 | 2.00% | 10/30/2020 | First Technology Federal Credit Union |
| CD0100 | XXXXXRAE4 | General Fund | \$ 245,000.00 | \$ 245,000.00 | 2.70% | 11/6/2020 | First National Bank |
| CD0100 | XXXXXCBT7 | General Fund | \$ 245,000.00 | \$ 245,000.00 | 2.75% | 11/10/2020 | United Prairie Bank |
| CD0100 | XXXXX8BJ9 | General Fund | \$ 245,000.00 | \$ 245,000.00 | 2.85% | 12/29/2020 | First National Bank - Decatur County |
| CD0100 | XXXXX7HM5 | General Fund | \$ 245,000.00 | \$ 245,000.00 | 2.80% | 1/29/2021 | United Bankers Bank |
| CD0100 | XXXXXACF3 | General Fund | \$ 250,000.00 | \$ 250,000.00 | 2.35% | 2/16/2021 | Northfield Bank |
| CD0100 | XXXXXQEX4 | General Fund | \$ 250,000.00 | \$ 250,000.00 | 2.40% | 2/21/2021 | Pacific Premier Bank |
| CD0100 | XXXXXQH77 | General Fund | \$ 245,000.00 | \$ 245,000.00 | 2.70% | 3/29/2021 | Citibank NA |
| CD0100 | XXXXXRCD4 | General Fund | \$ 245,000.00 | \$ 245,000.00 | 2.90% | 4/15/2021 | Abby Bank |
| CD0100 | XXXXX2BJ2 | General Fund | \$ 240,000.00 | \$ 240,000.00 | 2.60% | 4/19/2021 | Southwest National Bank |
| CD0100 | XXXXXQA24 | General Fund | \$ 245,000.00 | \$ 245,000.00 | 2.50% | 4/20/2021 | Citizens Savings Bank |
| CD0100 | XXXXXMBD7 | General Fund | \$ 245,000.00 | \$ 245,000.00 | 2.80% | 5/21/2021 | Community First Bank |
| CD0100 | XXXXX7KC8 | General Fund | \$ 245,000.00 | \$ 245,000.00 | 3.00% | 5/28/2021 | Webbank |

| | | | | | | | |
|----------|-----------|-----------------|------------------|---------------|-------|------------|-----------------------------------|
| CD0100 | XXXXXJCP3 | General Fund | \$ 245,000.00 | \$ 245,000.00 | 2.85% | 6/1/2021 | UBS Bank USA |
| CD0100 | XXXXXAAJ1 | General Fund | \$ 245,000.00 | \$ 245,000.00 | 3.00% | 6/14/2021 | American Express National Bank |
| CD0100 | XXXXXACH6 | General Fund | \$ 245,000.00 | \$ 245,000.00 | 3.00% | 6/15/2021 | Connect One Bank |
| CD0100 | XXXXXGEC3 | General Fund | \$ 245,000.00 | \$ 245,000.00 | 2.95% | 8/2/2021 | Ally Bank |
| CD0100 | XXXXX3SY3 | General Fund | \$ 245,000.00 | \$ 245,000.00 | 3.00% | 8/16/2021 | Wells Fargo National Association |
| CD0100 | XXXXXANZ0 | General Fund | \$ 245,000.00 | \$ 245,000.00 | 2.80% | 8/24/2020 | Morgan Stanley Private Bank NA |
| CD0100 | XXXXX4AE9 | General Fund | \$ 245,000.00 | \$ 245,000.00 | 2.95% | 9/21/2021 | Anchor D Bank |
| | | | \$ 11,070,000.00 | | | | |
| CD0530 | XXXXXFNR0 | Capital Murder | \$ 245,000.00 | \$ 245,000.00 | 3.05% | 6/14/2021 | JP Morgan Chase Bank |
| CD0530 | XXXXXMCU0 | Capital Murder | \$ 245,000.00 | \$ 245,000.00 | 2.75% | 1/19/2021 | Patriot Bank |
| | | | \$ 490,000.00 | | | | |
| CD0550 | XXXXXNFV7 | Indigent Health | \$ 250,000.00 | \$ 250,000.00 | 1.60% | 3/13/2019 | Prime Alliance Bank |
| CD0550 | XXXXXPCT4 | Indigent Health | \$ 250,000.00 | \$ 250,000.00 | 2.20% | 2/26/2020 | Belmont Bank & Trust Company |
| CD0550 | XXXXXRBX7 | Indigent Health | \$ 249,000.00 | \$ 249,000.00 | 2.45% | 9/8/2020 | Tennessee State Bank |
| | | | \$ 749,000.00 | | | | |
| CD0600 | XXXXXFBY1 | Right of Way | \$ 245,000.00 | \$ 245,000.00 | 3.00% | 7/30/2021 | Direct Federal Credit Union |
| CD0600 | XXXXXLAB3 | Right of Way | \$ 245,000.00 | \$ 245,000.00 | 3.05% | 8/2/2021 | Three Rivers Federal Credit Union |
| | | | \$ 490,000.00 | | | | |
| US Treas | XXXXX0944 | General Fund | \$ 315,000.00 | | 2.67% | 4/12/2021 | FAMCA |
| US Treas | XXXXX0ZY2 | General Fund | \$ 500,000.00 | | 1.78% | 11/28/2019 | FNMA |
| | | | \$ 815,000.00 | | | | |