

JOHNSON COUNTY COMMISSIONERS COURT

Filed For Record 9:06 AM



AUG 25 2015

Becky Ivey
County Clerk, Johnson County Texas
BY md DEPUTY

RICK BAILEY
Commissioner Pct. #1

ROGER HARMON
County Judge

JERRY D. STRINGER
Commissioner Pct. #3

KENNY HOWELL
Commissioner Pct. #2

Alison Hitchcock
Assistant to Commissioner's Court

LARRY WOOLLEY
Commissioner Pct. #4

ORDER NO. 2015-31

THE STATE OF TEXAS

COUNTY OF JOHNSON

§
§
§

AUGUST 24, 2015

ORDER APPROVING THE JOHNSON COUNTY TREASURER'S REPORT

WHEREAS, *Section 114.026* of the Local Government Code requires a Treasurer's Report be submitted at least once a month to the Commissioners Court at a regular term; and

WHEREAS, the Johnson County Commissioners Court has compared and examined the Treasurer's Report submitted for approval on August 24, 2015 which is attached hereto as Exhibit A and has determined that the Treasurer's Report is correct.

IT IS THEREFORE ORDERED, that the Johnson County Treasurer's Report which is attached hereto as Exhibit A is approved as presented by the Johnson County Treasurer to the Commissioners Court of Johnson County, Texas and this Order Approving the Johnson County Treasurer's Report and attached Exhibit A are to be entered into the Minutes.

COPY NOT COMPARED
TO ORIGINAL

Filed For Record

AUG 2 2018


Becky Levy
County Clerk, Tarrant County, Texas
BY _____ DEPUTY

TO ORIGINAL
COPY NOT COMPARED


GIVEN UNDER OUR HAND AND THE SEAL OF JOHNSON COUNTY THIS
24th day of August, 2015.




Roger Harmon, Johnson County Judge
Voted: yes, ___ no, ___ abstained



Rick Bailey, Commissioner Pct #1
Voted: ___ yes, ___ no, ___ abstained




Kenny Howell, Commissioner Pct #2
Voted: yes, ___ no, ___ abstained




Jerry D. Stringer, Commissioner Pct #3
Voted: yes, ___ no, ___ abstained



Larry Woolley, Commissioner Pct #4
Voted: yes, ___ no, ___ abstained

Attest: 
County Clerk...



Treasurers Financial Report

Debbie Rice CCT/CIO

County Treasurer & Chief Investment Officer

July 2015


CASH & INVESTMENTS

First Financial Bank Accounts

| Account Number | Account Title | Beginning Balance | Deposits | Disbursements | Ending Balance |
|-----------------------|----------------------------------|------------------------|-----------------------|-----------------------|------------------------|
| XX-X619-8 | General Fund | \$36,219,021.53 | \$3,772,203.15 | \$7,090,214.57 | \$32,901,010.11 |
| XX-X654-5 | Treasurer Clearing Account (CCC) | \$251,864.18 | \$270,860.49 | \$274,354.40 | \$248,370.27 |
| Total Checking | | \$36,470,885.71 | \$4,043,063.64 | \$7,364,568.97 | \$33,149,380.38 |

Cash Balance by Fund

| Fund | Account Title | Beginning Balance | Receipts | Disbursements | Ending Balance |
|------|-------------------------------------|-------------------|----------------|----------------|-----------------|
| 0100 | General Fund | \$18,835,804.49 | \$2,516,291.95 | \$4,628,091.94 | \$16,724,004.50 |
| 0120 | Jury Fund | \$570,329.61 | \$1,913.91 | \$2,724.00 | \$569,519.52 |
| 0140 | Law Library | \$206,742.99 | \$8,011.17 | \$6,646.22 | \$208,107.94 |
| 0150 | Road & Bridge #1 | \$1,168,482.03 | \$41,741.86 | \$193,368.94 | \$1,016,854.95 |
| 0160 | Road & Bridge #2 | \$1,045,991.47 | \$48,150.99 | \$109,616.02 | \$984,526.44 |
| 0170 | Road & Bridge #3 | \$1,094,416.03 | \$49,271.78 | \$126,442.86 | \$1,017,244.95 |
| 0180 | Road & Bridge #4 | \$773,579.26 | \$39,110.13 | \$127,588.87 | \$685,100.52 |
| 0190 | Building Maintenance | \$732,768.15 | \$0.00 | \$136,115.12 | \$596,653.03 |
| 0200 | County Projects | \$33,345.94 | \$0.00 | \$6,467.59 | \$26,878.35 |
| 0210 | Records Mgt - Co Clerk | \$679,719.32 | \$29,055.14 | \$10,890.68 | \$697,883.78 |
| 0220 | Records Mgt - County | \$326,810.79 | \$4,624.00 | \$0.00 | \$331,434.79 |
| 0240 | Election Services Contracts | \$235,594.92 | \$0.00 | \$0.00 | \$235,594.92 |
| 0250 | STOP Federal Forfeitures | \$2,404.10 | \$0.00 | \$0.00 | \$2,404.10 |
| 0260 | DA Forfeiture Funds | \$97,066.73 | \$0.00 | \$0.00 | \$97,066.73 |
| 0270 | JOCO Seizure Funds | \$21,226.59 | \$80.00 | \$0.00 | \$21,306.59 |
| 0280 | Sheriff Forfeiture Fund | \$18,935.41 | \$0.00 | \$0.00 | \$18,935.41 |
| 0300 | Special Crimes Ops | \$149,255.64 | \$4,458.03 | \$8,075.00 | \$145,638.67 |
| 0320 | Special Crimes Seizures | \$64,482.34 | \$1,665.00 | \$3,445.03 | \$62,702.31 |
| 0330 | JJAEP | \$19,327.14 | \$42.00 | \$11,317.81 | \$8,051.33 |
| 0340 | Juvenile Case Manager Fund | \$112,714.28 | \$6,290.80 | \$2,704.93 | \$116,300.15 |
| 0350 | Juvenile Probation Fees | \$59,279.84 | \$1,279.28 | \$0.00 | \$60,559.12 |
| 0355 | Unclaimed Juvenile Restitution Fund | \$0.00 | \$7.00 | \$0.00 | \$7.00 |
| 0360 | JP #1 Technology | \$120,166.48 | \$689.36 | \$0.00 | \$120,855.84 |
| 0370 | JP #2 Technology | \$45,597.79 | \$346.07 | \$255.00 | \$45,688.86 |
| 0380 | JP #3 Technology | \$59,630.52 | \$717.13 | \$951.51 | \$59,396.14 |
| 0390 | JP #4 Technology | \$89,397.41 | \$243.91 | \$0.00 | \$89,641.32 |
| 0400 | Courthouse Security | \$110,159.49 | \$6,101.50 | \$35,521.64 | \$80,739.35 |
| 0410 | Justice Court Security | \$71,173.35 | \$497.12 | \$0.00 | \$71,670.47 |
| 0420 | Custodial Funds | \$60,760.90 | \$760.00 | \$0.00 | \$61,520.90 |
| 0450 | Co Clerk Records Preservation | \$1,025,621.21 | \$28,450.00 | \$0.00 | \$1,054,071.21 |
| 0460 | Dist Clerk Records Preservation | \$46,096.21 | \$975.74 | \$0.00 | \$47,071.95 |
| 0470 | Cty & Dst Clerk Technology Fund | \$35,312.50 | \$517.92 | \$0.00 | \$35,830.42 |
| 0480 | Court Records Preservation Fund | \$168,631.73 | \$2,521.48 | \$0.00 | \$171,153.21 |
| 0490 | Dst Crt Records Technology Fund | \$68,864.95 | \$2,278.33 | \$0.00 | \$71,143.28 |
| 0510 | Mineral Revenue Reserve | \$792,609.51 | \$0.00 | \$0.00 | \$792,609.51 |
| 0520 | Disaster Recovery | \$35,277.88 | \$0.00 | \$0.00 | \$35,277.88 |



| Fund | Account Title | Beginning Balance | Receipts | Disbursements | Ending Balance |
|---------------------------|---------------------------------------|------------------------|-----------------------|-----------------------|------------------------|
| 0530 | Capital Murder Fund | \$756,614.50 | \$0.00 | \$0.00 | \$756,614.50 |
| 0550 | Indigent Health Care | \$699,198.68 | \$6,975.03 | \$7,611.59 | \$698,562.12 |
| 0590 | Unclaimed Money | \$21,969.45 | \$181.00 | \$45.00 | \$22,105.45 |
| 0600 | Right of Way Fund | \$202,063.53 | \$0.00 | \$0.00 | \$202,063.53 |
| 0750 | Equipment Purchase | \$70,252.75 | \$0.00 | \$1,159.00 | \$69,093.75 |
| 0800 | LEC Interest & Sinking | \$1,454,543.54 | \$13,780.95 | \$0.00 | \$1,468,324.49 |
| 0850 | Equipment Int. & Sinking Fund | \$59,314.79 | \$5,308.87 | \$0.00 | \$64,623.66 |
| 0880 | Criminal State Fees Fund | \$390,347.59 | \$133,005.80 | \$388,309.09 | \$135,044.30 |
| 0890 | Historical Commission | \$40,215.35 | \$0.00 | \$1,970.40 | \$38,244.95 |
| 0970 | Fee Officers Fund | (\$241,198.38) | \$586,267.97 | \$590,888.62 | (\$245,819.03) |
| 1020 | Pre-Trial Bond Supervision | \$53,275.85 | \$11,921.75 | \$6,595.74 | \$58,601.86 |
| 1110 | Special Crimes Ops | \$71,923.54 | \$0.00 | \$16,022.69 | \$55,900.85 |
| 7010 | Jail Construction Improvements | \$705,143.32 | \$0.00 | \$217,363.64 | \$487,779.68 |
| 7030 | Motorola Simulcast Radio System | \$0.00 | \$0.00 | \$0.00 | \$0.00 |
| 7040 | Alvarado Sub-Courthouse | (\$172,276.03) | \$0.00 | \$0.00 | (\$172,276.03) |
| 7050 | Jail Lift Station | \$0.00 | \$0.00 | \$0.00 | \$0.00 |
| 7060 | Software Projects | \$1,995,862.95 | \$0.00 | \$68,256.40 | \$1,927,606.55 |
| 8230 | Emergency Ops Center Grant | \$0.00 | \$0.00 | \$0.00 | \$0.00 |
| 8400 | Cities Readiness Grant | (\$8,379.55) | \$3,076.15 | \$3,938.40 | (\$9,241.80) |
| 8610 | Community Development Block Grant | \$0.00 | \$31,700.00 | \$31,700.00 | \$0.00 |
| 8710 | Edward Byrne (JAG) Local Solicitation | \$0.00 | \$0.00 | \$0.00 | \$0.00 |
| 8730 | Ed Byrne Memorial JAG Grant FY 10 | \$0.00 | \$0.00 | \$0.00 | \$0.00 |
| 8760 | 2013-14 Byrne JAG - Crime Reporting | \$0.00 | \$0.00 | \$0.00 | \$0.00 |
| 8770 | 2014-15 Byrne JAG - Crime Scene Van | \$0.00 | \$0.00 | \$0.00 | \$0.00 |
| 9020 | Juvenile Operations | \$180,399.01 | \$0.00 | \$59,454.91 | \$120,944.10 |
| 9220 | Community Supervision | \$811,742.70 | \$183,894.03 | \$284,471.41 | \$711,165.32 |
| 9380 | Indigent Defense Formula Grant | \$63,585.50 | \$0.00 | \$0.00 | \$63,585.50 |
| 9390 | Indigent Defense Improvement Grant | \$86,845.44 | \$0.00 | \$2,204.52 | \$84,640.92 |
| 9450 | TCEQ Aircheck | \$0.00 | \$0.00 | \$0.00 | \$0.00 |
| Total General Fund | | \$36,219,021.53 | \$3,772,203.15 | \$7,090,214.57 | \$32,901,010.11 |

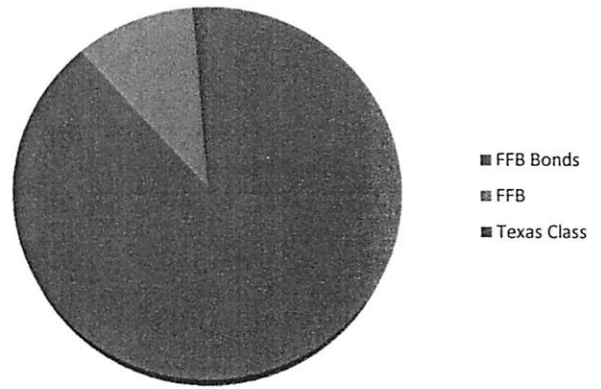
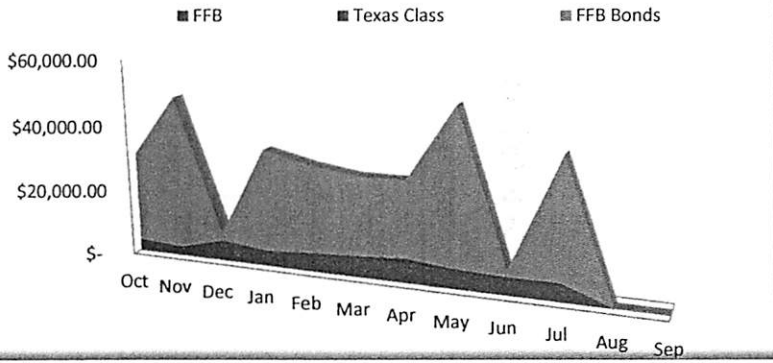
FFB Trust and Asset Management Account Detail

| Fund | Account Number | Account Title | % of Total | Interest Earned | Cash Equivalents | Govt/Agencies Bonds |
|-----------------------------|----------------|-----------------------------|--------------|--------------------|----------------------|-------------------------|
| B0100 | | General Fund | 72.72727273% | \$26,001.21 | \$ 156,149.15 | \$ 7,849,077.10 |
| B0150 | | Road & Bridge #1 | 4.54545455% | \$1,625.08 | \$ 9,759.32 | \$ 490,567.32 |
| B0160 | | Road & Bridge #2 | 0.90909091% | \$325.02 | \$ 1,951.86 | \$ 98,113.46 |
| B0170 | | Road & Bridge #3 | 2.72727273% | \$975.05 | \$ 5,855.59 | \$ 294,340.39 |
| B0180 | | Road & Bridge #4 | 3.63636364% | \$1,300.06 | \$ 7,807.46 | \$ 392,453.85 |
| B0210 | | Records Management - Clerk | 2.72727273% | \$975.05 | \$ 5,855.59 | \$ 294,340.39 |
| B0220 | | Records Management - County | 0.90909091% | \$325.02 | \$ 1,951.86 | \$ 98,113.46 |
| B0550 | | Indigent Health | 5.45454545% | \$1,950.09 | \$ 11,711.19 | \$ 588,680.78 |
| B0600 | | Right of Way | 6.36363636% | \$2,275.11 | \$ 13,663.05 | \$ 686,794.25 |
| | | | | \$35,751.69 | \$ 214,705.07 | \$ 10,792,481.00 |
| Total Cash and Bonds | | | | | \$ | 11,007,186.07 |

TexasClass Detail

| Fund | Account Number | Account Title | Beginning Balance | Deposits | Withdrawals | Ending Balance |
|--------------------------|-----------------|----------------------------|-----------------------|-----------------|---------------|-----------------------|
| TC0001 | XXXXX-0263-0001 | General Fund (0100) | \$344,865.19 | \$45.76 | \$0.00 | \$344,910.95 |
| TC0002 | XXXXX-0263-0002 | Road & Bridge #1 (0150) | \$1,002,265.31 | \$133.12 | \$0.00 | \$1,002,398.43 |
| TC0003 | XXXXX-0263-0003 | Road & Bridge #2 (0160) | \$239,616.56 | \$31.86 | \$0.00 | \$239,648.42 |
| TC0004 | XXXXX-0263-0004 | Road & Bridge #3 (0170) | \$966,200.01 | \$128.25 | \$0.00 | \$966,328.26 |
| TC0005 | XXXXX-0263-0005 | Road & Bridge #4 (0180) | \$808,922.50 | \$107.43 | \$0.00 | \$809,029.93 |
| TC0007 | XXXXX-0263-0007 | Indigent Healthcare (0550) | \$521,879.05 | \$69.29 | \$0.00 | \$521,948.34 |
| TC0008 | XXXXX-0263-0008 | Right of Way (0600) | \$551,448.29 | \$73.25 | \$0.00 | \$551,521.54 |
| Total Texas CLASS | | | \$4,435,196.91 | \$588.96 | \$0.00 | \$4,435,785.87 |

Monthly Interest Income



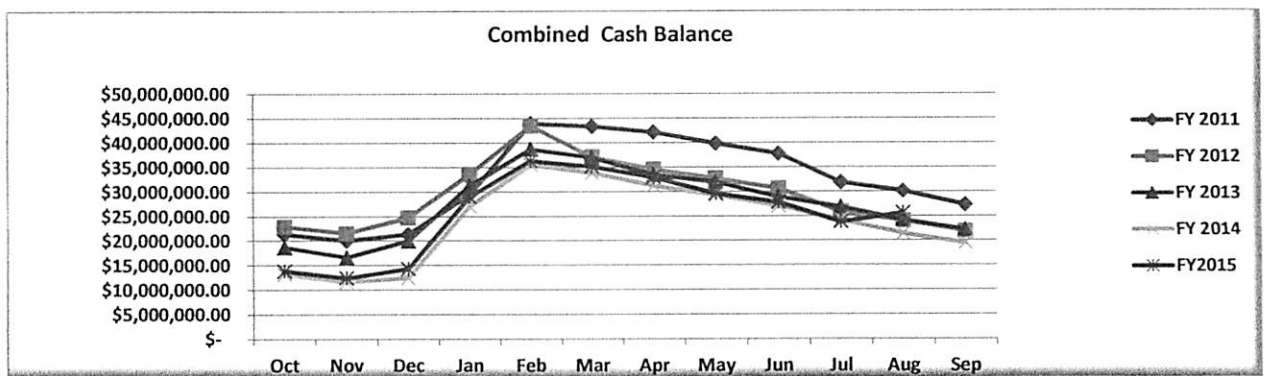
Outstanding Indebtedness

| Description | Outstanding Amount | Last Payment Amount | Next Payment Due |
|---|--------------------|---------------------|------------------|
| Johnson County GO Refunding Bonds Series 2007 | \$861,957,900.00 | \$1,585,356.25 | 10/18/2015 |
| Johnson County Tax Notes -Series 2013 | \$4,370,000.00 | \$34,625.50 | 11/15/2015 |

Combined Statement of Cash Position

| FUND | ACCOUNT NAME | FUND TOTAL | POOL FUNDS | INVESTMENTS | FUND TOTAL |
|------|--------------------------------------|-----------------|----------------|-----------------|-----------------|
| 0100 | General Fund | \$16,724,004.50 | \$344,910.95 | \$ 7,849,077.10 | \$24,917,992.55 |
| 0120 | Jury Fund | \$569,519.52 | \$0.00 | \$0.00 | \$569,519.52 |
| 0140 | Law Library | \$208,107.94 | \$0.00 | \$0.00 | \$208,107.94 |
| 0150 | Road & Bridge #1 | \$1,016,854.95 | \$1,002,398.43 | \$ 490,567.32 | \$2,509,820.70 |
| 0160 | Road & Bridge #2 | \$984,526.44 | \$239,648.42 | \$98,113.46 | \$1,322,288.32 |
| 0170 | Road & Bridge #3 | \$1,017,244.95 | \$966,328.26 | \$294,340.39 | \$2,277,913.60 |
| 0180 | Road & Bridge #4 | \$685,100.52 | \$809,029.93 | \$ 392,453.85 | \$1,886,584.30 |
| 0190 | Building Maintenance | \$596,653.03 | \$0.00 | \$0.00 | \$596,653.03 |
| 0200 | Special Projects | \$26,878.35 | \$0.00 | \$0.00 | \$26,878.35 |
| 0210 | Records Mgt - Co Clerk | \$697,883.78 | \$0.00 | \$ 294,340.39 | \$992,224.17 |
| 0220 | Records Mgt - County | \$331,434.79 | \$0.00 | \$ 98,113.46 | \$429,548.25 |
| 0240 | Election Services Contracts | \$235,594.92 | \$0.00 | \$0.00 | \$235,594.92 |
| 0250 | STOP Federal Forfeitures | \$2,404.10 | \$0.00 | \$0.00 | \$2,404.10 |
| 0260 | DA Forfeiture Funds | \$97,066.73 | \$0.00 | \$0.00 | \$97,066.73 |
| 0270 | JOCO Seizure Funds | \$21,306.59 | \$0.00 | \$0.00 | \$21,306.59 |
| 0280 | Sheriff Forfeiture Fund | \$18,935.41 | \$0.00 | \$0.00 | \$18,935.41 |
| 0300 | Special Crimes Ops | \$145,638.67 | \$0.00 | \$0.00 | \$145,638.67 |
| 0320 | Special Crimes Seizures | \$62,702.31 | \$0.00 | \$0.00 | \$62,702.31 |
| 0330 | JJAEP | \$8,051.33 | \$0.00 | \$0.00 | \$8,051.33 |
| 0340 | Juvenile Case Manager Fund | \$116,300.15 | \$0.00 | \$0.00 | \$116,300.15 |
| 0350 | Juvenile Probation Fees | \$60,559.12 | \$0.00 | \$0.00 | \$60,559.12 |
| 0355 | Unclaimed Judvenile Restitution Fund | \$7.00 | \$0.00 | \$0.00 | \$7.00 |
| 0360 | JP #1 Technology | \$120,855.84 | \$0.00 | \$0.00 | \$120,855.84 |
| 0370 | JP #2 Technology | \$45,688.86 | \$0.00 | \$0.00 | \$45,688.86 |
| 0380 | JP #3 Technology | \$59,396.14 | \$0.00 | \$0.00 | \$59,396.14 |
| 0390 | JP #4 Technology | \$89,641.32 | \$0.00 | \$0.00 | \$89,641.32 |
| 0400 | Courthouse Security | \$80,739.35 | \$0.00 | \$0.00 | \$80,739.35 |
| 0410 | Justice Court Security | \$71,670.47 | \$0.00 | \$0.00 | \$71,670.47 |
| 0420 | Custodial Funds | \$61,520.90 | \$0.00 | \$0.00 | \$61,520.90 |
| 0450 | Co Clerk Records Preservation | \$1,054,071.21 | \$0.00 | \$0.00 | \$1,054,071.21 |
| 0460 | Dist Clerk Records Preservation | \$47,071.95 | \$0.00 | \$0.00 | \$47,071.95 |
| 0470 | Dist Clerk Records Preservation | \$35,830.42 | \$0.00 | \$0.00 | \$35,830.42 |

| FUND | ACCOUNT NAME | CHECKING | POOLS FUNDS | INVESTMENTS | FUND TOTAL |
|--------------------|-------------------------------------|------------------------|-----------------------|------------------------|------------------------|
| 0480 | City & Dst Clerk Technology Fund | \$171,153.21 | \$0.00 | \$0.00 | \$171,153.21 |
| 0490 | Court Records Preservation Fund | \$71,143.28 | \$0.00 | \$0.00 | \$71,143.28 |
| 0510 | Mineral Revenue Reserve | \$792,609.51 | \$0.00 | \$0.00 | \$792,609.51 |
| 0520 | Disaster Recovery | \$35,277.88 | \$0.00 | \$0.00 | \$35,277.88 |
| 0530 | Capital Murder Fund | \$756,614.50 | \$0.00 | \$0.00 | \$756,614.50 |
| 0550 | Indigent Healthcare | \$698,562.12 | \$521,948.34 | \$ 588,680.78 | \$1,809,191.24 |
| 0590 | Unclaimed Money | \$22,105.45 | \$0.00 | \$ - | \$22,105.45 |
| 0600 | Right of Way Fund | \$202,063.53 | \$551,521.54 | \$ 686,794.25 | \$1,440,379.32 |
| 0750 | Equipment Purchase | \$69,093.75 | \$0.00 | \$60.00 | \$69,153.75 |
| 0800 | LEC Interest & Sinking | \$1,468,324.49 | \$0.00 | \$0.00 | \$1,468,324.49 |
| 0850 | Equipment Int. & Sinking Fund | \$64,623.66 | \$0.00 | \$0.00 | \$64,623.66 |
| 0880 | Criminal State Fees Fund | \$135,044.30 | \$0.00 | \$0.00 | \$135,044.30 |
| 0890 | Historical Commission | \$38,244.95 | \$0.00 | \$0.00 | \$38,244.95 |
| 0960 | Treasurer Clearing Account | \$248,370.27 | \$0.00 | \$0.00 | \$248,370.27 |
| 0970 | Fee Officers Fund | (\$245,819.03) | \$0.00 | \$0.00 | (\$245,819.03) |
| 1020 | Pre-Trial Bond Supervision | \$58,601.86 | \$0.00 | \$0.00 | \$58,601.86 |
| 1110 | Special Crimes Ops | \$55,900.85 | \$0.00 | \$0.00 | \$55,900.85 |
| 7010 | Jail Construction Improvements | \$487,779.68 | \$0.00 | \$0.00 | \$487,779.68 |
| 7030 | Motorola Simulcast Radio System | \$0.00 | \$0.00 | \$0.00 | \$0.00 |
| 7040 | Alvarado Sub-Courthouse | (\$172,276.03) | \$0.00 | \$0.00 | (\$172,276.03) |
| 7050 | Jail Lift Station | \$0.00 | \$0.00 | \$0.00 | \$0.00 |
| 7060 | Software Projects | \$1,927,606.55 | \$0.00 | \$0.00 | \$1,927,606.55 |
| 8230 | Emergency Ops Center Grant | \$0.00 | \$0.00 | \$0.00 | \$0.00 |
| 8400 | Cities Readiness Grant | (\$9,241.80) | \$0.00 | \$0.00 | (\$9,241.80) |
| 8610 | Community Development Block Grant | \$0.00 | \$0.00 | \$0.00 | \$0.00 |
| 8710 | Ed Byrne Local Solicitation | \$0.00 | \$0.00 | \$0.00 | \$0.00 |
| 8730 | Ed Byrne Memorial JAG Grant | \$0.00 | \$0.00 | \$0.00 | \$0.00 |
| 8760 | 2013-14 Byrne JAG - Crime Reporting | \$0.00 | \$0.00 | \$0.00 | \$0.00 |
| 8770 | 2014/15 Byrne JAG - Crime Scene Van | \$0.00 | \$0.00 | \$0.00 | \$0.00 |
| 9020 | Juvenile Operations | \$120,944.10 | \$0.00 | \$0.00 | \$120,944.10 |
| 9220 | Community Supervision | \$711,165.32 | \$0.00 | \$0.00 | \$711,165.32 |
| 9380 | Indigent Defense Formula Grant | \$63,585.50 | \$0.00 | \$0.00 | \$63,585.50 |
| 9390 | Indigent Defense Improvement Grant | \$84,640.92 | \$0.00 | \$0.00 | \$84,640.92 |
| 9450 | TCEQ Aircheck | \$0.00 | \$0.00 | \$0.00 | \$0.00 |
| Grand Total | | \$33,149,380.38 | \$4,435,785.87 | \$10,792,540.90 | \$48,377,707.25 |



| First Financial Bank / Pledged Collateral: | | Orig Face Value | Par Value | Book Value | Market Value |
|--|----------|------------------------|------------------------|------------------------|------------------------|
| as of | Cleburne | \$75,377,000.00 | \$51,958,465.37 | \$52,835,741.52 | \$54,535,953.00 |
| 31-Jul-15 | Abilene | \$5,570,000.00 | \$5,570,000.00 | \$5,739,594.71 | \$5,883,698.25 |
| Totals | | \$80,947,000.00 | \$57,528,465.37 | \$58,575,336.23 | \$60,419,651.25 |

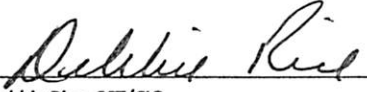
LOCAL GOVERNMENT CODE: 134.026

COUNTY TREASURER'S REPORT TO COMMISSIONERS COURT AT REGULAR TERM.

- (a) At least once a month at a regular term of the commissioners court, the county treasurer shall make a detailed report of:
- (1) money received and disbursed;
 - (2) debts due to and owed by the county; and
 - (3) all other proceedings in the treasurer's office.

I certify the information in this report is true and correct to the best of my knowledge.







Debbie Rice, CCT/CIO
Johnson County Treasurer

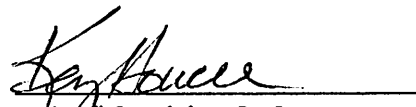



Date


IN ACCORDANCE with Section 114.026, Local Government Code, we the undersigned, constituting the entire Commissioners Court of said County, certify that on the 24th day of August, 2015, at the Regular term of Court, we compared and examined the monthly report of Debbie Rice, Treasurer of Johnson County, for JULY 2015, and finding the same correct, entered an order in the Minutes approving said Report, which states total cash and other assets on hand as \$48,377,707.25


Roger Harmon, County Judge



Rick Bailey, Commissioner, Pct 1



Kenny Howell, Commissioner Pct. 2


Jerry D. Stringer, Commissioner, Pct. 3


Larry Woolley, Commissioner Pct. 4

SWORN TO AND SUBSCRIBED BEFORE ME, by Roger Harmon, County Judge and County Commissioners of said Johnson County, each respectively, on this the 24th day of August, A.D. 2015


Becky Ivey, County Clerk and
Clerk of the Commissioners Court in and for
Johnson County, Texas.



FILED FOR RECORD THIS _____ DAY OF _____ A.D., 2015 and recorded in the minutes of the Court for the term in which the affidavits are filed on the _____ day of _____, A.D. 2015

Attest: Becky Ivey, County Clerk

Appendix A
Current Bond Holdings

| TYPE | RATE | MATURITY DATE | FACE VALUE | MARKET VALUE |
|------------|--------|---------------|---------------|---------------|
| FFCB | 4.875% | 01/17/2017 | \$ 500,000.00 | \$ 530,350.00 |
| FHLB | 0.375% | 08/28/2015 | \$ 500,000.00 | \$ 500,100.00 |
| FHLB | 4.875% | 05/17/2017 | \$ 500,000.00 | \$ 537,305.00 |
| FHLMC | 0.75% | 01/12/2018 | \$ 525,000.00 | \$ 523,120.50 |
| FHLMC | 0.875% | 10/14/2016 | \$ 500,000.00 | \$ 502,315.00 |
| FHLMC | 1.000% | 03/08/2017 | \$ 500,000.00 | \$ 503,250.00 |
| FHLMC | 2.000% | 08/25/2016 | \$ 500,000.00 | \$ 508,045.00 |
| FHLMC | 2.500% | 05/27/2016 | \$ 500,000.00 | \$ 508,725.00 |
| FHLMC | 4.75% | 01/19/2016 | \$ 450,000.00 | \$ 459,216.00 |
| FHLMC | 4.75% | 11/17/2015 | \$ 500,000.00 | \$ 506,610.00 |
| FHLMC | 5.50% | 08/23/2017 | \$ 500,000.00 | \$ 547,535.00 |
| FNMA | 0.875% | 05/21/2018 | \$ 525,000.00 | \$ 522,679.50 |
| FNMA | 0.875% | 12/20/2017 | \$ 500,000.00 | \$ 499,840.00 |
| FNMA | 1.375% | 11/15/2016 | \$ 500,000.00 | \$ 505,615.00 |
| FNMA | 1.625% | 10/26/2015 | \$ 500,000.00 | \$ 501,640.00 |
| FNMA | 2.375% | 04/11/2016 | \$ 500,000.00 | \$ 507,165.00 |
| FNMA | 5.250% | 09/15/2016 | \$ 500,000.00 | \$ 526,860.00 |
| US Treas | 2.375% | 06/30/2018 | \$ 500,000.00 | \$ 520,040.00 |
| US Treas | 2.375% | 07/31/2017 | \$ 500,000.00 | \$ 516,720.00 |
| US Treas | 2.875% | 03/31/2018 | \$ 500,000.00 | \$ 526,015.00 |
| US Treas | 4.25% | 11/15/2017 | \$ 500,000.00 | \$ 539,335.00 |
| FSG FUND | N/A | | \$ 201,671.56 | \$ 208,767.57 |
| Total Cash | N/A | | \$ 5,937.50 | \$ 5,937.50 |